



DATA REPORT

EB-5 PROCESSING TIMES MONTHLY UPDATES:

Trends and Data Insights of Form I-526, I-829, and I-924 Processing Times at the Immigrant Investor Program Office

February, 2021

Data Source: U.S. Citizenship and Immigration Services (USCIS)

Prepared by: Lee Y. Li, Director of Policy Research and Data Analytics, Invest In the USA (IIUSA)

Updated: March 1, 2021

This publication is intended for your information only. Unless you receive IIUSA's prior written consent, you may not modify, translate, create derivative works of, copy, distribute, market, or display any content from this publication. The Invest in the USA ("IIUSA") logo is a registered trademark and sole property of IIUSA. It, therefore, may NOT be used without the express written consent of the Board of Directors.

TABLE OF CONTENTS

- CHART 1 | I-526 PROCESSING TIMES (NON-BACKLOGGED COUNTRIES) 2
- CHART 2 | I-526 PROCESSING TIMES (MAINLAND CHINA) 2
- CHART 3 | I-829 PROCESSING TIMES..... 2
- CHART 4 | I-924 PROCESSING TIMES..... 2
- INTRODUCING IIUSA’S EB-5 PROCESSING TIMES DATA DASHBOARD 2

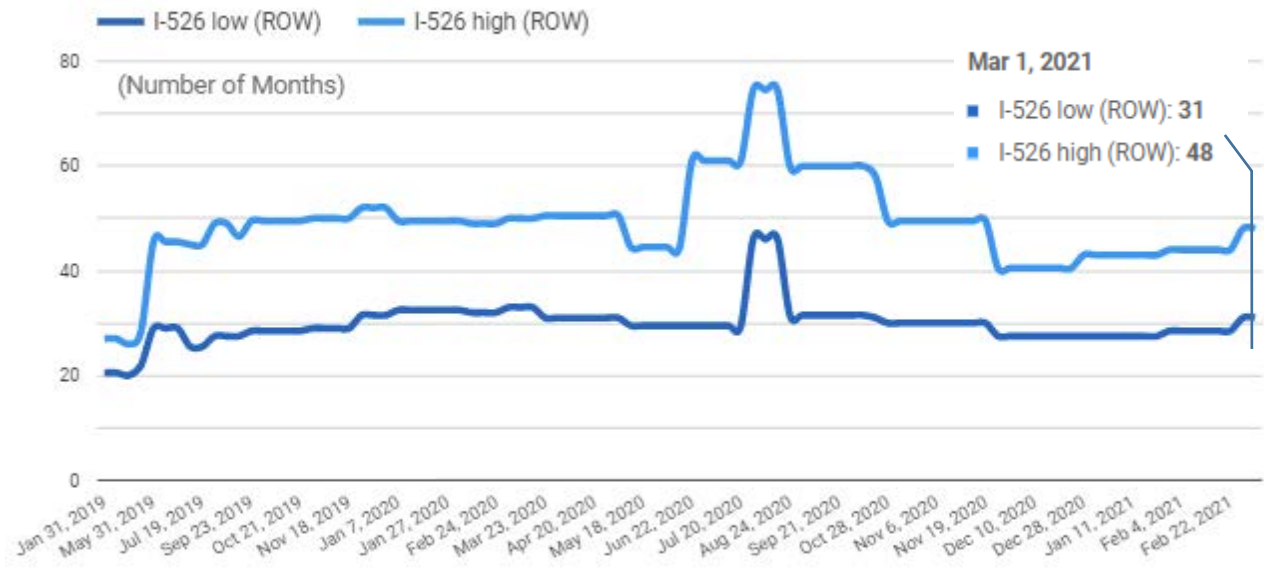
I-526 PROCESSING TIMES (NON-BACKLOGGED COUNTRIES)

DATA INSIGHTS:

According to USCIS, the current processing time range for an I-526 petition (*Immigrant Petition by Alien Investor*) filed by a non-Chinese EB-5 investor was between 31 and 48 months,¹ indicating that 50% of the I-526 cases from non-backlogged countries were processed within 31 months while 93% of the I-526 adjudications were completed within 48 months.

Average I-526 processing times in February 2021 were slightly increased from January when the estimated processing time range was between 28 and 44 months.

USCIS I-526 Processing Time Trends (2019 - Present)



1. Note: Starting on March 31, 2020, USCIS adopted a new processing approach for I-526 petitions that is based on EB-5 visa availability. I-526 petitioners from non-backlogged countries (all countries except for mainland China) now enjoy a faster adjudication for their I-526 cases. Learn more about USCIS's new visa availability processing approach [here](#).

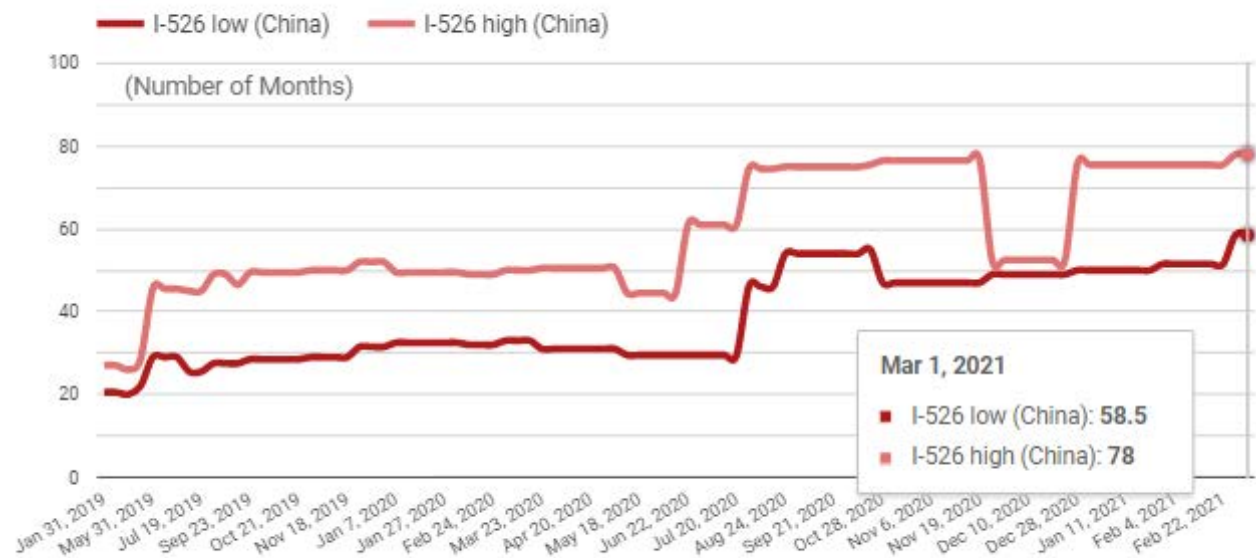
I-526 PROCESSING TIMES (MAINLAND CHINA)

DATA INSIGHTS:

For I-526 petitioners from mainland China, USCIS estimated that the processing time range to adjudicate their cases was between 58.5 and 78 months (as of March 1, 2021). The processing time range means that, currently, 50% of the I-526 petitions that were filed by a Chinese investor were completed within 58.5 months while 93% of the cases were adjudicated within 78 months.

Currently, USCIS adjudicates I-526 cases based on visa availability in accordance with the monthly Visa Bulletin published by the Department of State. Since October 2020, there has been no movement for China EB-5 cut-off dates on the Visa Bulletins. As a result, the I-526 processing times for Chinese petitioners continued to increase in the past few months.

USCIS I-526 Processing Time Trends (2019 - Present)



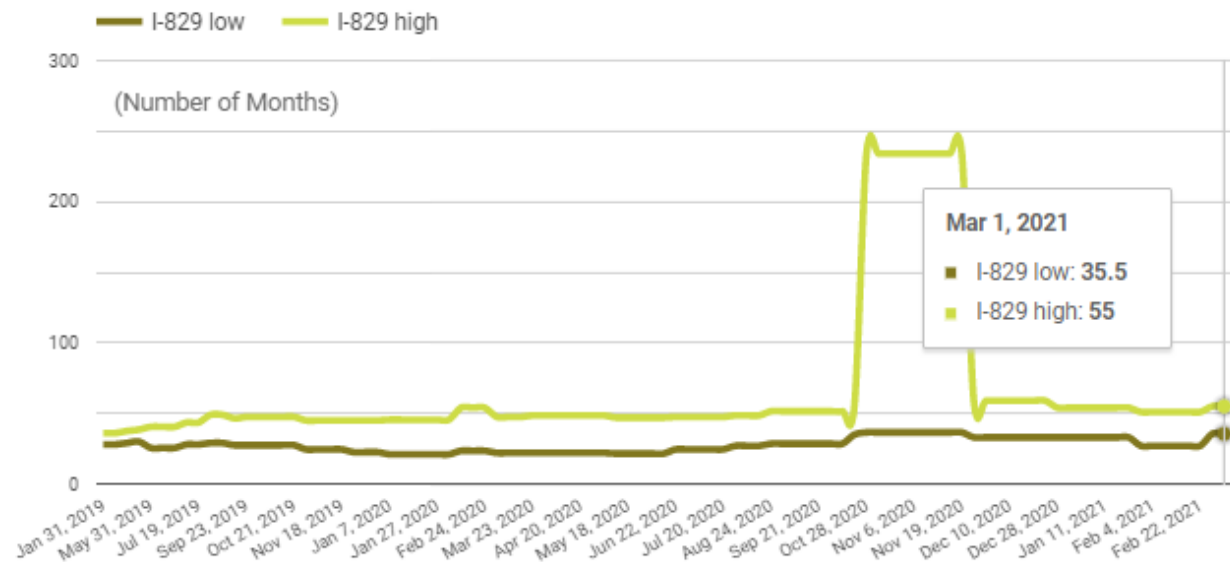
I-829 PROCESSING TIMES

DATA INSIGHTS:

As of March 1, 2021, USCIS's processing time for Form I-829 (*Petition by Investor to Remove Conditions on Permanent Resident Status*) was between 35.5 and 55 months. The current processing time range indicates that 50% of the I-829 cases were processed within 35.5 months while 93% of the I-829 adjudications were completed within 55 months.

After an abnormal increase in the end of October 2020, the high end of I-829 processing time range has quickly dropped back to below 60 months and remained stable between 51 and 55 months since December 2020.

USCIS I-829 Processing Time Trends (2019 - Present)



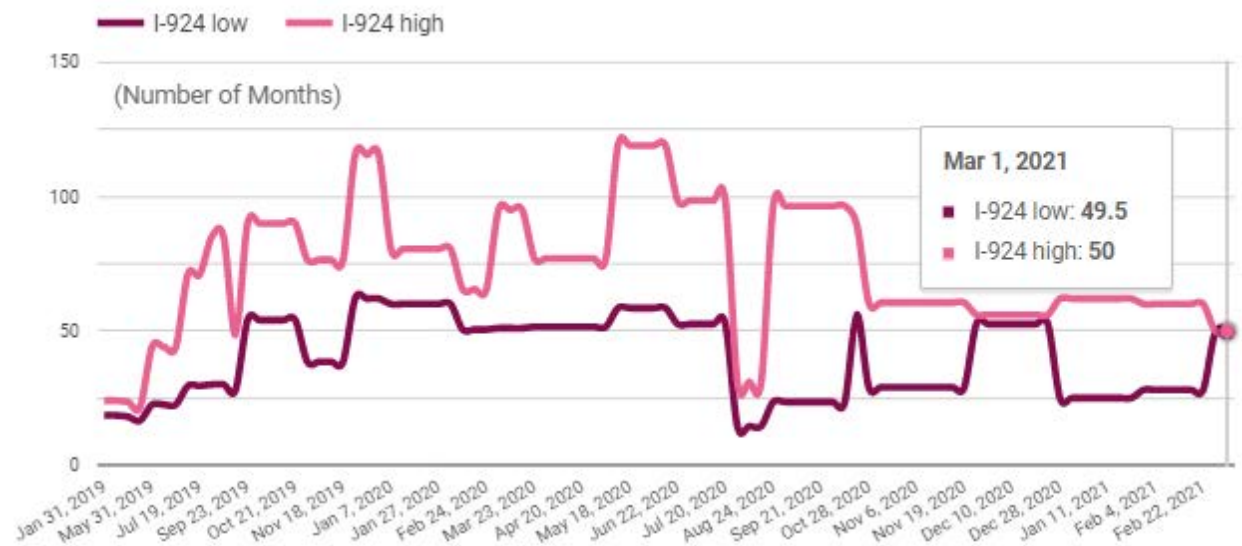
I-924 PROCESSING TIMES

DATA INSIGHTS:

As of March 1, 2021, USCIS estimated the regular processing time for Form I-924 (*Application for Regional Center Designation Under the Immigrant Investor Program*), including an initial designation or amendment to a Regional Center, was approximately 50 months.

In fiscal year 2020, USCIS adjudicated 321 Form I-924 applications while only received 34. As of September 30, 2020, a total of 163 I-924 applications were pending. The convergence between the low end and the high end of the I-924 processing time range, as the chart visualized, indicates that it took USCIS approximately the same time to process 50% and 93% of the I-924 applications in its regular workload, which could be a result of the low I-924 filing volume or the fact that the backlog I-924 cases was almost cleared out.

USCIS I-924 Processing Time Trends (2019 - Present)



INTRODUCING IIUSA'S EB-5 PROCESSING TIMES DATA DASHBOARD

All EB-5 processing times information at one place

IIUSA is excited to launch this interactive data dashboard featuring the latest processing time ranges and historical processing time trends for I-526 petitions, I-829 petitions and I-924 applications.

This free resource, available on IIUSA's website https://iiusa.org/eb5_processing_times/, saves your time by aggregating pertinent processing time statistics across the USCIS website and displaying them all at one place.

Add this new interactive EB-5 Processing Times Data Dashboard to your bookmark and stay up-to-date with the key statistics that are the most relevant to EB-5 investors and regional center operators.



EB-5 PROCESSING TIMES DATA DASHBOARD

Using data from USCIS, this dashboard presents the historical and current estimated EB-5 processing times for Form I-526, Form I-829, and Form I-924 cases. You can hover the charts below to view detailed processing times data.

Processing times data are updated every Monday and Thursday.

Form I-526 Processing Times for Applicants from Non-Backlogged Countries

Starting on March 27, 2020, USCIS adopted a new processing approach for I-526 petitions that is based on EB-5 visa availability. I-526 petitioners from non-backlogged countries (all countries except for mainland China) now enjoy a faster adjudication for their I-526 cases. Learn more about USCIS's new visa availability processing approach [here](#).

As of: Nov 30, 2020

27.5 - 40.5 Months

Current I-526 Case Inquiry Date

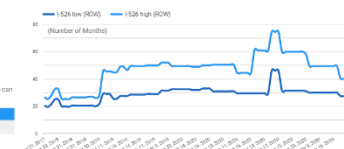
If the I-526 petitioner's receipt date is before the dates below, he/she can submit an "outside normal processing time" service request [here](#).

As of: Nov 30, 2020 I-526 Case Inquiry Date (Non)

Nov 30, 2020 2019-07-24

* Data Movement: Number of days advanced or retrogressed from the last case inquiry date.

USCIS I-526 Processing Time Trends (2017 - Present)



Form I-526 Processing Times for Applicants from China

As of: Nov 30, 2020

49.0 - 52.5 Months

Current I-526 Case Inquiry Date

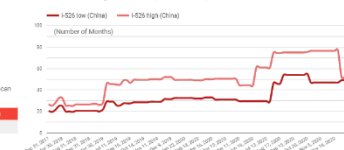
If the I-526 petitioner's receipt date is before the dates below, he/she can submit an "outside normal processing time" service request [here](#).

As of: Nov 30, 2020 I-526 Case Inquiry Date (China)

Nov 30, 2020 Jul 31, 2016

* Data Movement: Number of days advanced or retrogressed from the last case inquiry date.

USCIS I-526 Processing Time Trends (2017 - Present)



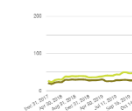
Form I-829 Processing Times

USCIS I-829 Processing Time Trends (2017 - Present)

As of: Nov 30, 2020

I-829 low I-829 high

(Number of Months)



As of: Nov 30, 2020

33.0 - 59 Months

Current I-829 Case Inquiry Date

If the I-829 petitioner's receipt date is before the dates below, he/she can submit an "outside normal processing time" service request [here](#).

As of: Nov 30, 2020 I-829 Case Inquiry Date

Nov 30, 2020 Jan 11, 2016

* Data Movement: Number of days advanced or retrogressed from the last case inquiry date.

Form I-924 Processing Times

As of: Nov 30, 2020

52.5 - 56 Months

Current I-924 Application Inquiry Date

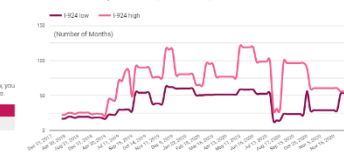
If the receipt date of your I-924 application is before the dates below, you can submit an "outside normal processing time" service request [here](#).

As of: Nov 30, 2020 I-924 Case Inquiry Date

Nov 30, 2020 Apr 16, 2016

* Data Movement: Number of days advanced or retrogressed from the last case inquiry date.

USCIS I-924 Processing Time Trends (2017 - Present)



© 2020 IIUSA



IIUSA, a national 501(c) (6) not-for-profit, is the unifying voice for thousands of diverse stakeholders who contribute to economic development and job growth in the U.S. through the EB-5 Regional Center Program.

Invest In the USA (IIUSA)

1440 G St. NW.

Washington, DC 20005

Email: info@iiusa.org

Phone: 202-795-9669

www.iiusa.org

Contact Author

Lee Y. Li

Director of Policy Research & Data Analytics, IIUSA

lee.li@iiusa.org | 202-795-9662