

PART ONE: A DISCUSSION WITH CHARLES OPPENHEIM



Charles Oppenheim

Chief, Visa Control & Reporting Division
U.S. Department of State



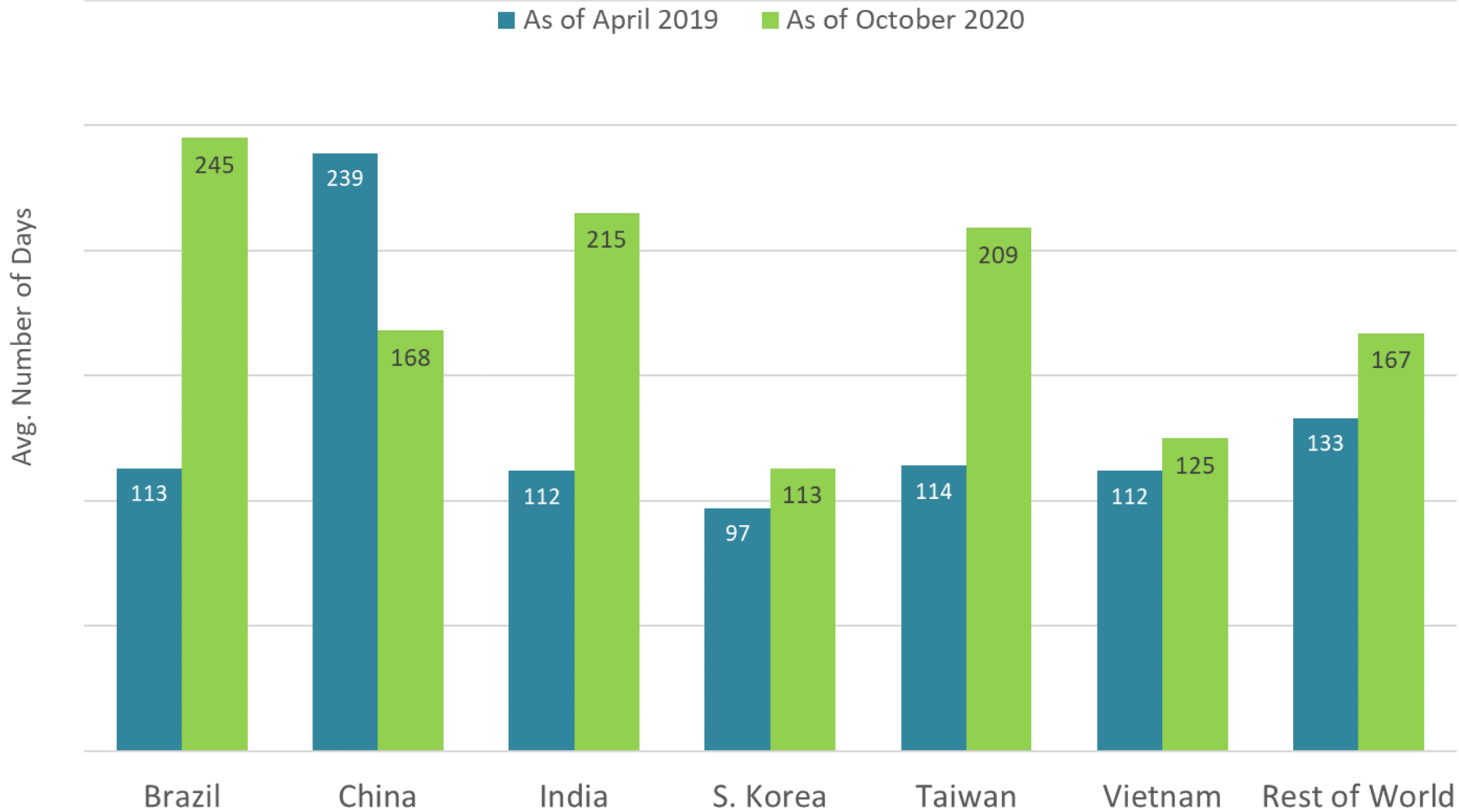


Immigrant Visa Control and Reporting Division

Charlie Oppenheim
Chief



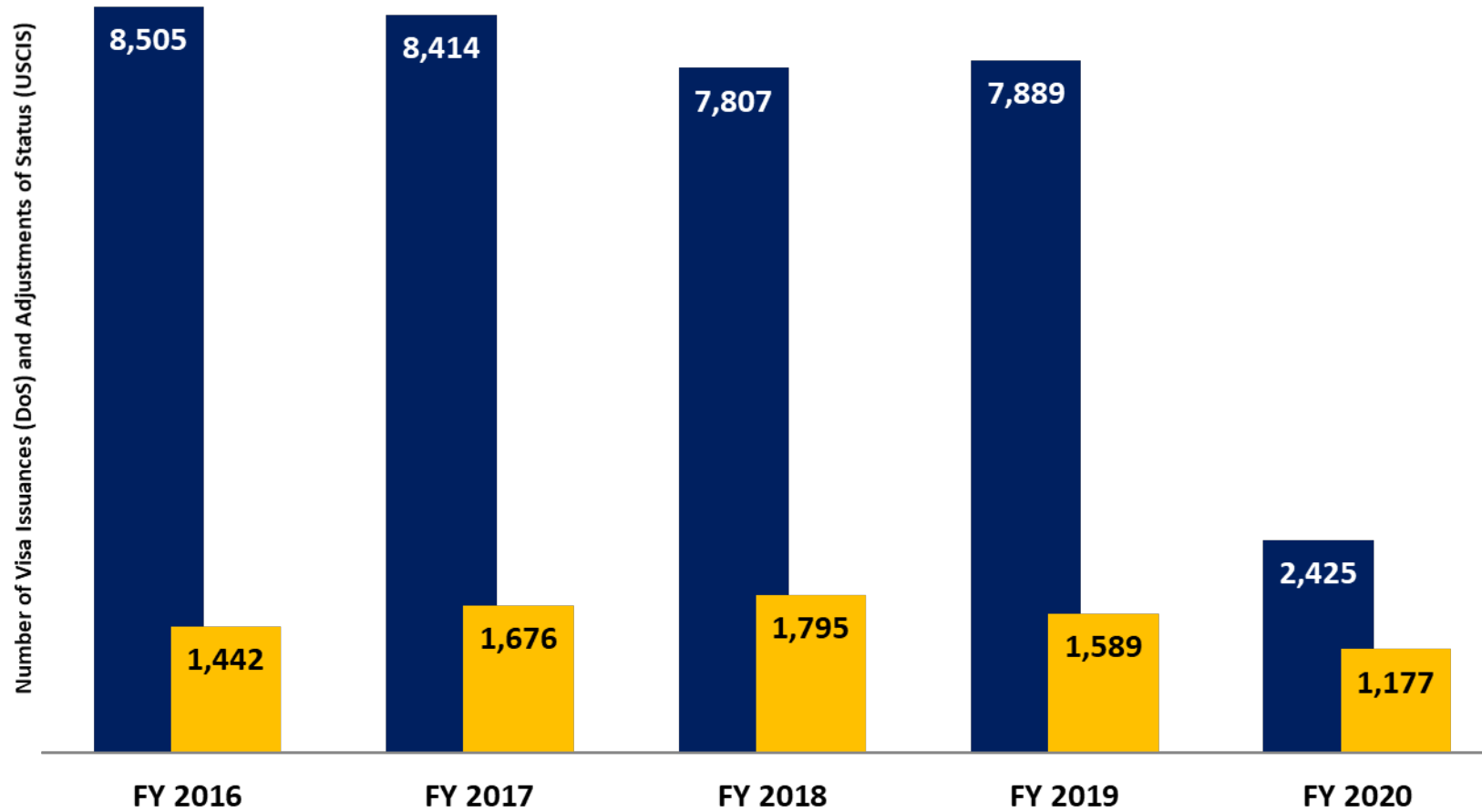
Average Amount of Days Before All Required Documents Are Received and Potentially Eligible for Interview, by Foreign State of Chargeability (FSC)



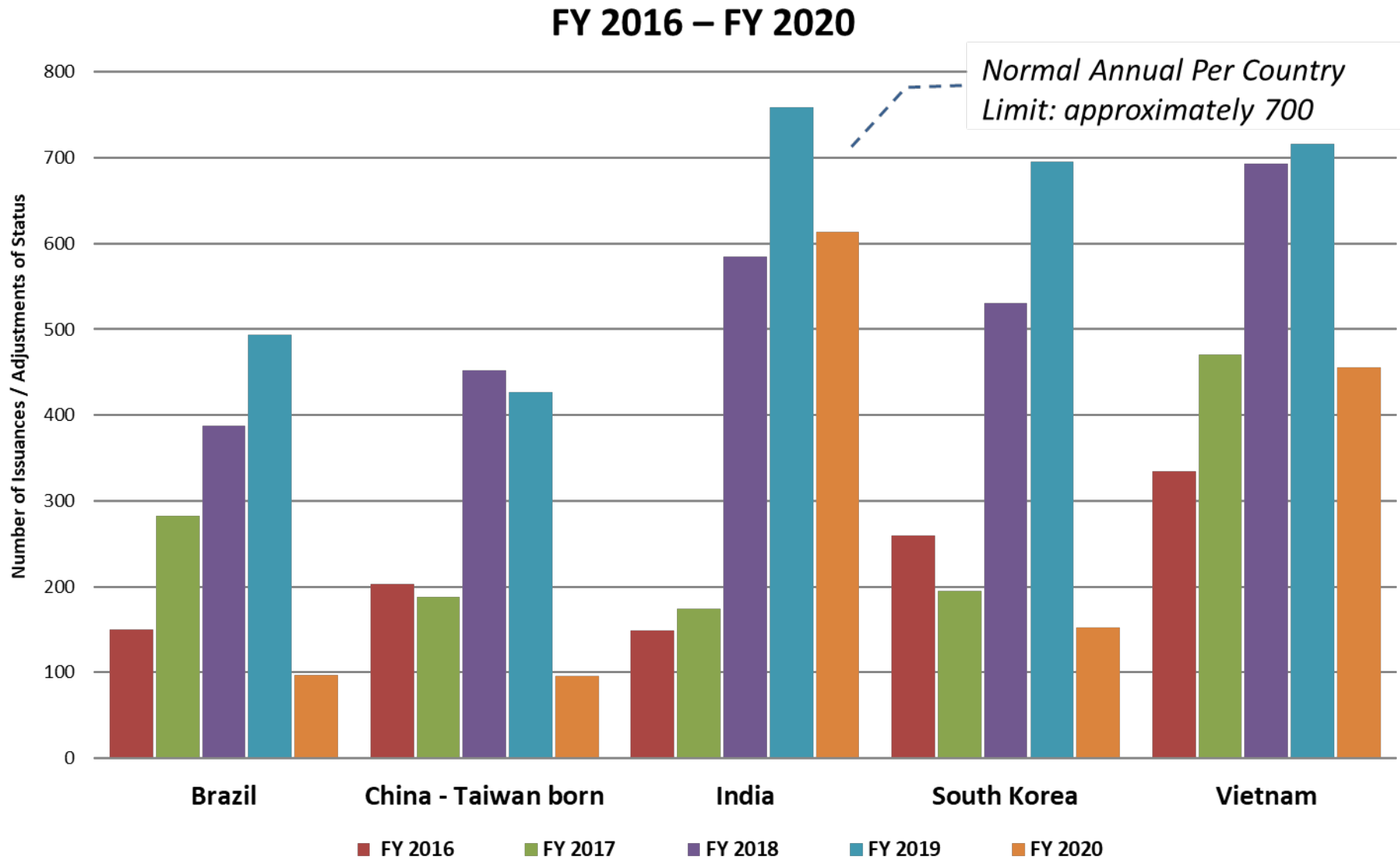
EB-5 Number Use: Department of State vs. USCIS

FY 2016 - FY 2020

■ Dept. of State ■ USCIS

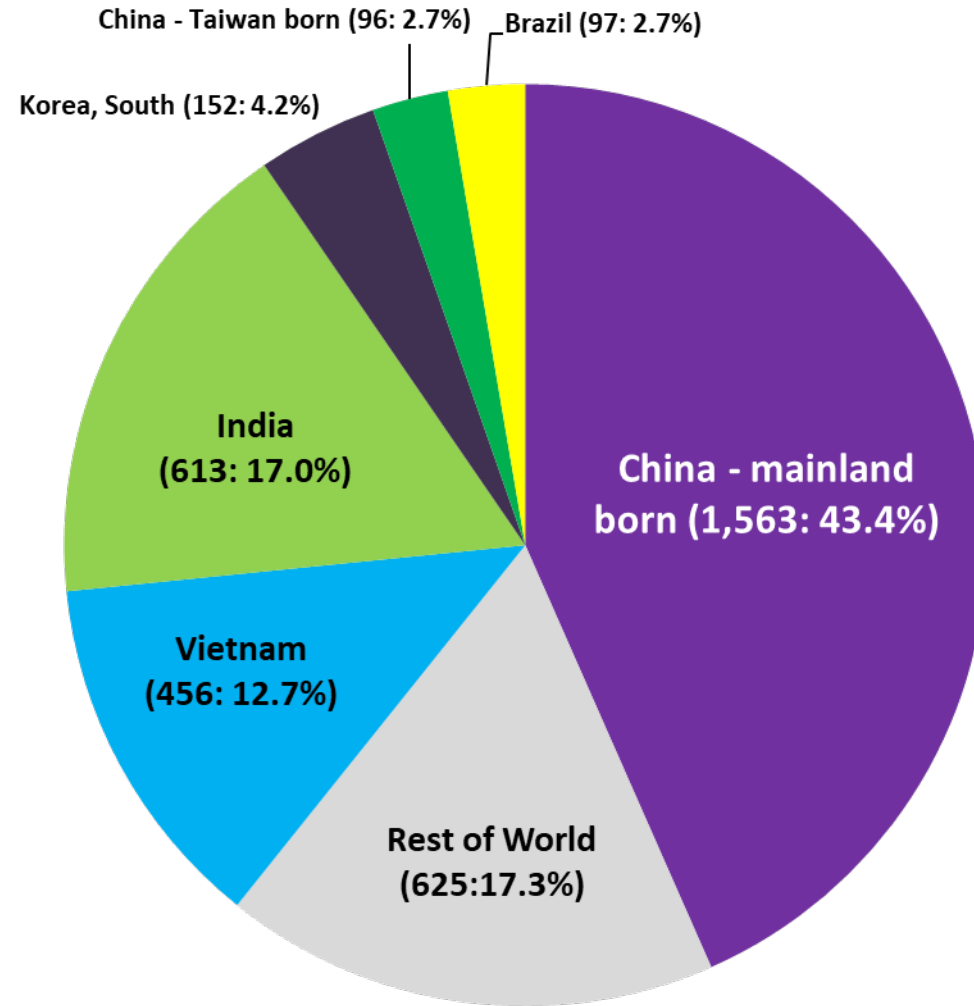


EB-5 Number Use: Top Countries of Interest Other Than China-mainland born



Top Countries of EB-5 Number Use: FY 2020

Country	FY 2019	FY 2020
China-mainland born	45.7%	43.4%
India	8.0%	17.0%
Vietnam	7.6%	12.7%
Korea, South	7.3%	4.2%
Brazil	5.2%	2.7%
China – Taiwan born	4.5%	2.7%
Rest of World	21.7%	17.3%



Average Percentage of EB-5 Principal Investors (FY 2017 – 2019)

	China – Mainland Born	Vietnam	India	S. Korea	Brazil	China – Taiwan Born	Rest of World
FY 2019	36.9%	25.4%	44.3%	38.0%	30.0%	37.0%	36.0%
FY 2018	36.8%	26.3%	41.2%	35.8%	32.7%	36.9%	33.6%
FY 2017	36.1%	27.2%	42.0%	35.9%	29.4%	39.4%	34.0%



Otherwise Unused EB-5 Numbers FY 2021 (Estimated)

Example of determination and distribution of such numbers:

Annual Limit: 18,600 (all time high, not normal)
Per-Country Limit: 1,300



18,600 (Annual Limit)

- **1,300 China-mainland born (at limit)**
- **1,300 Vietnam (at limit)**
- **6,000 All Other Countries (Estimated)**

10,000 “unused” numbers (estimated)
available for use by countries that
have reached their per-country limit
in priority date order

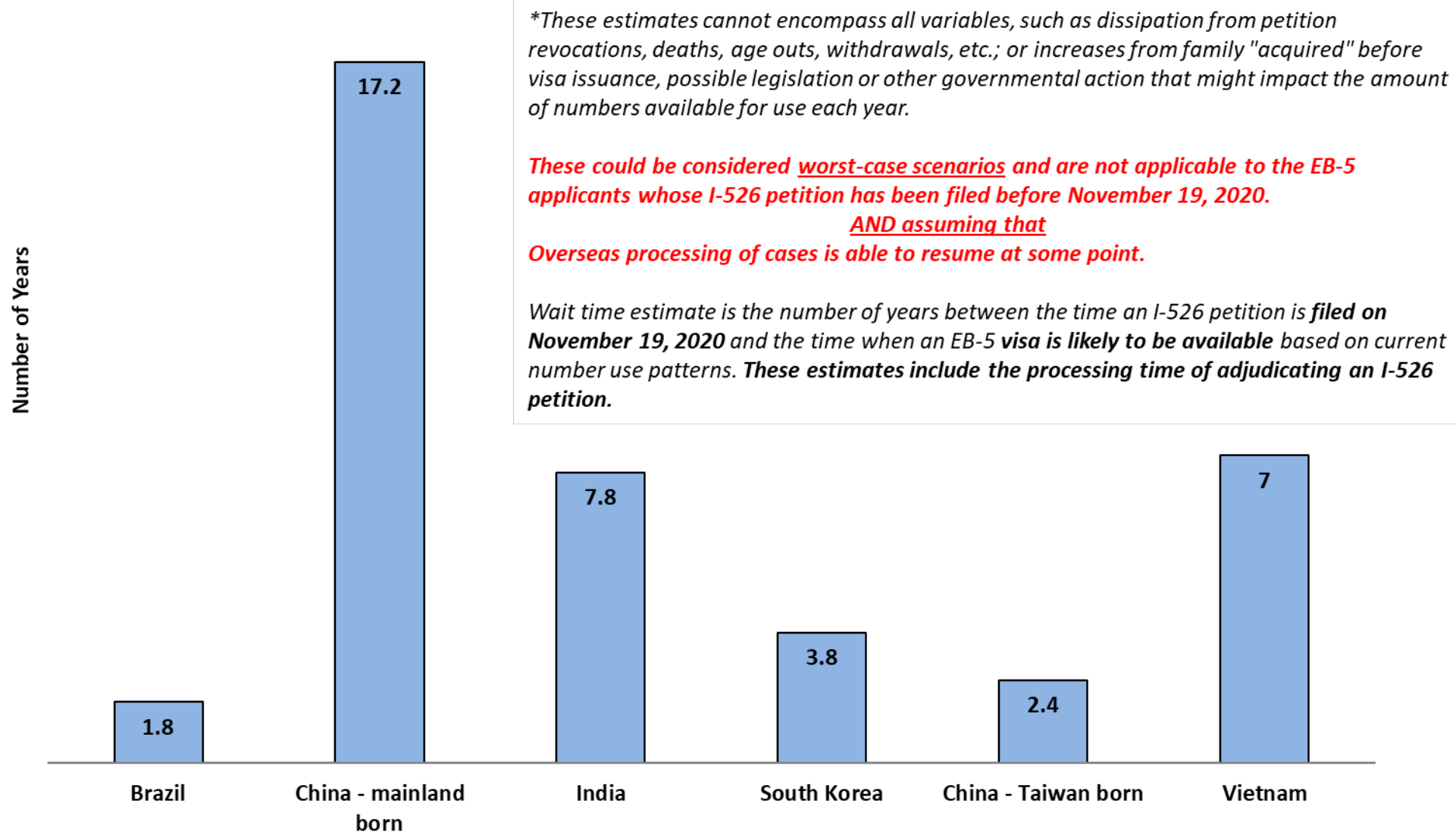


EB-5 Applicants with Petitions on File at NVC and Estimated USCIS Applicant Data (As of October 1st, 2020)

Foreign State of Chargeability	Actual Number of Applicants at NVC	DoS <i>ESTIMATED</i> Number of Applicants with Petition on File at USCIS	<i>Estimated Grand Total</i>
Brazil	274	940	1,214
China-mainland born	44,803	12,158	56,961
India	799	4,966	5,765
South Korea	205	2,594	2,799
China-Taiwan born	148	1,535	1,683
Vietnam	1,662	3,837	5,499
Rest of World	1,172	7,910	9,082
Grand Total	49,063	33,940	83,003



Potential Wait Time (Estimated*) Until Visa Number is Available if the I-526 Petition IS FILED TODAY (November 19, 2020)



**These estimates cannot encompass all variables, such as dissipation from petition revocations, deaths, age outs, withdrawals, etc.; or increases from family "acquired" before visa issuance, possible legislation or other governmental action that might impact the amount of numbers available for use each year.*

These could be considered worst-case scenarios and are not applicable to the EB-5 applicants whose I-526 petition has been filed before November 19, 2020.

*AND assuming that
Overseas processing of cases is able to resume at some point.*

Wait time estimate is the number of years between the time an I-526 petition is filed on November 19, 2020 and the time when an EB-5 visa is likely to be available based on current number use patterns. These estimates include the processing time of adjudicating an I-526 petition.

