



DATA REPORT

EB-5 PROCESSING TIMES:

Trends and Data Insights of Form I-526, I-829, and I-924 Processing Times at the Immigrant Investor Program Office

(As of November 2020)

Data Source: U.S. Citizenship and Immigration Services (USCIS)

Prepared by: Lee Y. Li, Director of Policy Research and Data Analytics, Invest In the USA (IIUSA)

Updated: November 30, 2020

This publication is intended for your information only. Unless you receive IIUSA's prior written consent, you may not modify, translate, create derivative works of, copy, distribute, market, or display any content from this publication. The Invest in the USA ("IIUSA") logo is a registered trademark and sole property of IIUSA. It, therefore, may NOT be used without the express written consent of the Board of Directors.

TABLE OF CONTENTS

CHART 1 | I-526 PROCESSING TIMES (NON-BACKLOGGED COUNTRIES) 2

CHART 2 | I-526 PROCESSING TIMES (MAINLAND CHINA) 2

CHART 3 | I-829 PROCESSING TIMES..... 2

CHART 4 | I-924 PROCESSING TIMES..... 2

INTRODUCING IIUSA’S EB-5 PROCESSING TIMES DATA DASHBOARD 2

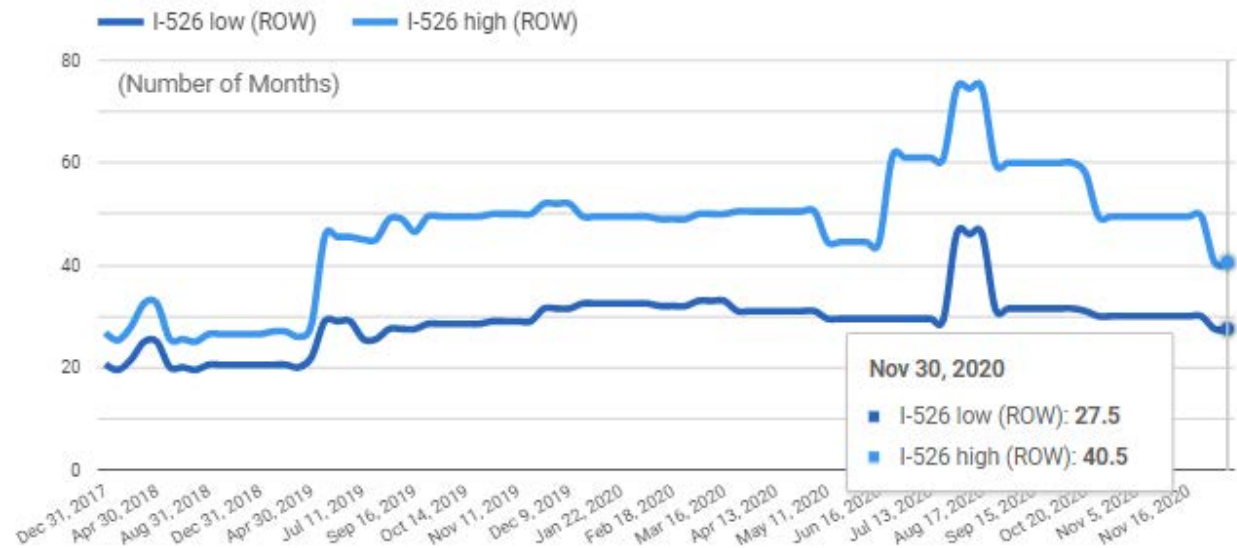
CHART 1 | I-526 PROCESSING TIMES (NON-BACKLOGGED COUNTRIES)

DATA INSIGHTS:

According to USCIS, the regular processing time range for an I-526 petition (*Immigrant Petition by Alien Investor*) filed by a non-Chinese EB-5 investor was between 27.5 months and 40.5 months, as of November 30, 2020.¹

The I-526 processing times reached its peak level (46 - 74.5 months) in August 2020 and started to decline incrementally during the last three months. In particular, the current I-526 processing times dropped to the lowest level since May 2019 when the lower end of the I-526 processing time was less than 30 months while the higher end was lower than 45 months.

USCIS I-526 Processing Time Trends (2017 - Present)



1. Note: Starting on March 31, 2020, USCIS adopted a new processing approach for I-526 petitions that is based on EB-5 visa availability. I-526 petitioners from non-backlogged countries (all countries except for mainland China) now enjoy a faster adjudication for their I-526 cases. Learn more about USCIS's new visa availability processing approach [here](#).

CHART 2 | I-526 PROCESSING TIMES (MAINLAND CHINA)

DATA INSIGHTS:

For I-526 petitioners from mainland China, USCIS estimated that the current processing time to adjudicate their cases was between 49 months and 52.5 months, as of November 30, 2020.

The higher end of the I-526 processing times for Chinese petitioners dropped significantly in the last week of November 2020, down from 75+ months between August and early November to 52.5 months, a decline of more than 30%.

Currently, the difference of I-526 processing time between Chinese and non-Chinese petitioners was approximately 12 months.

USCIS I-526 Processing Time Trends (2017 - Present)



CHART 3 | I-829 PROCESSING TIMES

DATA INSIGHTS:

As of November 30, 2020, the regular processing time for I-829 petitions (*Petition by Investor to Remove Conditions on Permanent Resident Status*) was between 33 months and 59 months, according to USCIS.

After sharply increased from 56 months to more than 230 months in the end of October 2020, the higher end of the I-829 processing time returned back to be less than 60 months as of the end of November.

However, the lower end of the current I-829 processing time was still at its all-time high.

USCIS I-829 Processing Time Trends (2017 - Present)

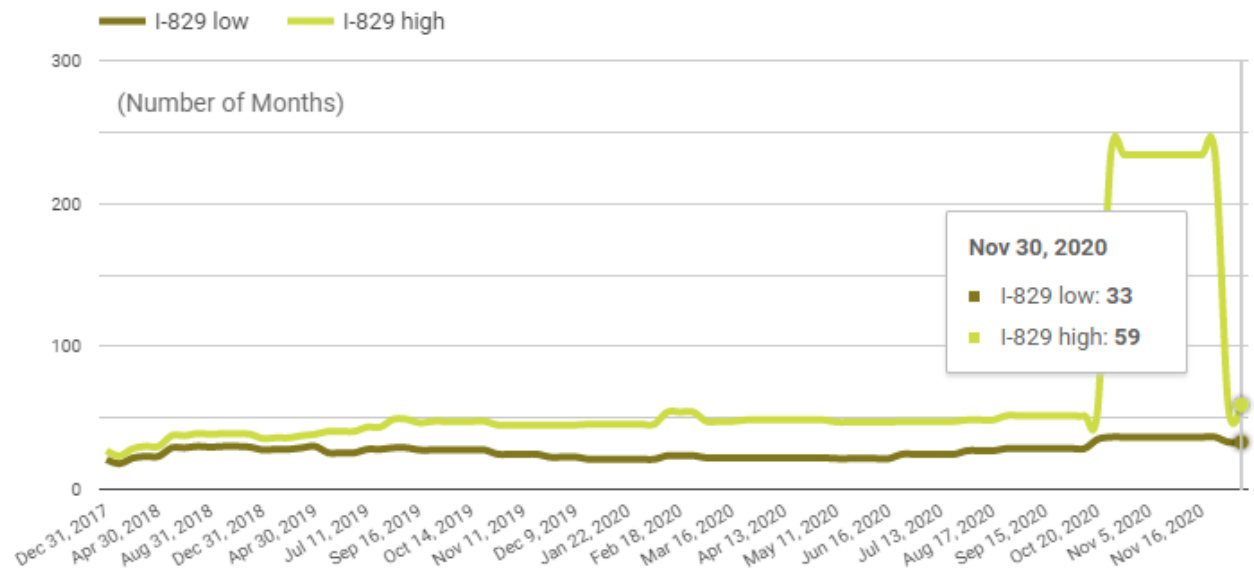


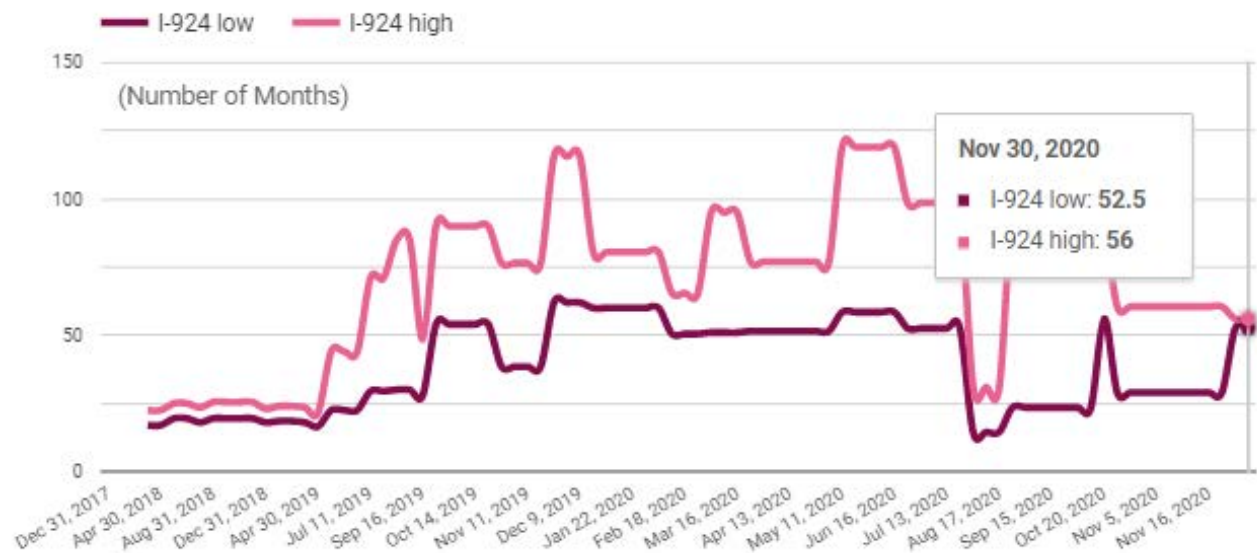
CHART 4 | I-924 PROCESSING TIMES

DATA INSIGHTS:

Currently, USCIS expected to take between 52.5 months and 56 months to process an I-924 application (*Application for Regional Center Designation Under the Immigrant Investor Program*).

As the figure on the right illustrated, the average I-924 processing times have experienced a series of fluctuations since April 2019. In fact, the higher end of the I-924 processing time surged to 119 months in May 2020 but quickly dropped to under 31 months in early August. However, it quickly bounced back to more than 96 months in September and October while decreasing to approximately 60 months in November.

USCIS I-924 Processing Time Trends (2017 - Present)



INTRODUCING IIUSA'S EB-5 PROCESSING TIMES DATA DASHBOARD

All EB-5 processing times information at one place

IIUSA is excited to launch this new interactive data dashboard featuring the latest and historical processing times for I-526 petitions, I-829 petitions and I-924 applications.

This free resource, available on IIUSA's website https://iiusa.org/eb5_processing_times/, saves your time by aggregating pertinent processing time statistics across the USCIS website and displaying them all at one place. You can also explore the historical trends of the EB-5 processing times on this dashboard with interactive data visualizations.

Add this new interactive EB-5 Processing Times Data Dashboard to your bookmark and stay up-to-date with the key statistics most relevant to EB-5 investors and regional center operators.

EB-5 PROCESSING TIMES DATA DASHBOARD

Using data from USCIS, this dashboard presents the historical and current estimated EB-5 processing times for Form I-526, Form I-829, and Form I-924 cases. You can hover the charts below to view detailed processing times data.

Processing times data are updated every Monday and Thursday.

Form I-526 Processing Times for Applicants from Non-Backlogged Countries

Starting on March 27, 2020, USCIS adopted a new processing approach for I-526 petitions that is based on EB-5 visa availability. I-526 petitioners from non-backlogged countries (all countries except for mainland China) now enjoy a faster adjudication for their I-526 cases. Learn more about USCIS's new visa availability processing approach [here](#).

As of: Nov 30, 2020

27.5 - 40.5 Months

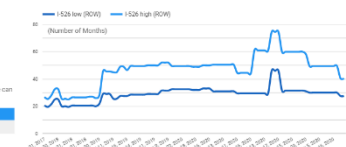
Current I-526 Case Inquiry Date

If the I-526 petitioner's receipt date is before the dates below, he/she can submit an "outside normal processing time" service request [here](#).

As of: - I-526 Case Inquiry Date (NOC)
Nov 30, 2020 2019-07-24

* Data Movement: Number of days advanced or retrogressed from the last case inquiry date.

USCIS I-526 Processing Time Trends (2017 - Present)



Form I-526 Processing Times for Applicants from China

As of: Nov 30, 2020

49.0 - 52.5 Months

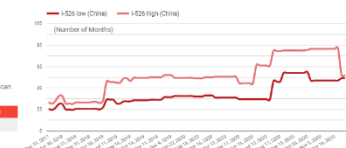
Current I-526 Case Inquiry Date

If the I-526 petitioner's receipt date is before the dates below, he/she can submit an "outside normal processing time" service request [here](#).

As of: - I-526 Case Inquiry Date (China)
Nov 30, 2020 Jul 31, 2016

* Data Movement: Number of days advanced or retrogressed from the last case inquiry date.

USCIS I-526 Processing Time Trends (2017 - Present)



Form I-829 Processing Times

USCIS I-829 Processing Time Trends (2017 - Present)

As of: Nov 30, 2020

I-829 low I-829 high

(Number of Months)

330

300

200

100

0

01/01/2017 01/01/2018 01/01/2019 01/01/2020 11/30/2020

As of: Nov 30, 2020

33.0 - 59 Months

Current I-829 Case Inquiry Date

If the I-829 petitioner's receipt date is before the dates below, he/she can submit an "outside normal processing time" service request [here](#).

As of: - I-829 Case Inquiry Date
Nov 30, 2020 Jan 11, 2016

* Data Movement: Number of days advanced or retrogressed from the last case inquiry date.

Form I-924 Processing Times

As of: Nov 30, 2020

52.5 - 56 Months

Current I-924 Application Inquiry Date

If the receipt date of your I-924 application is before the dates below, you can submit an "outside normal processing time" service request [here](#).

As of: - I-924 Case Inquiry Date
Nov 30, 2020 Apr 16, 2016

* Data Movement: Number of days advanced or retrogressed from the last case inquiry date.

USCIS I-924 Processing Time Trends (2017 - Present)



© 2020 IIUSA



IIUSA, a national 501(c) (6) not-for-profit, is the unifying voice for thousands of diverse stakeholders who contribute to economic development and job growth in the U.S. through the EB-5 Regional Center Program.

Invest In the USA (IIUSA)

1440 G St. NW.

Washington, DC 20005

Email: info@iiusa.org

Phone: 202-795-9669

www.iiusa.org

Contact Author

Lee Y. Li

Director of Policy Research & Data Analytics, IIUSA

lee.li@iiusa.org | 202-795-9662