

Robert Kraft, President
William P. Gresser, Vice President
Stephen Strnisha, Secretary-Treasurer
Aaron L. Grau, Executive Director



Al Rattan, Director
David Souders, Director
Abteen Vaziri, Director
Cletus M. Weber, Director

Eren Cicekdagi, Director
Rush Deacon, Director
Daniel J. Healy, Director
Patrick F. Hogan, Director
Joseph McCarthy, Director
Mariza McKee, Director

Email: info@iiusa.org
Telephone: 202-795-9669
www.iiusa.org

K. David Anderson, President Emeritus
Stephen Yale-Loehr, President Emeritus
Robert C. Divine, Vice President Emeritus
Robert G. Honts, Treasurer Emeritus
Henry Liebman, Director Emeritus
Tom Rosenfeld, Director Emeritus

VIA EMAIL

July 28, 2020

The Honorable Zoe Lofgren
Chairwoman
House Judiciary Committee
Subcommittee on Immigration and Citizenship
Washington, D.C. 20515

The Honorable Ken Buck
Ranking Member
House Judiciary Committee
Subcommittee on Immigration and Citizenship
Washington, D.C. 20515

Dear Chairwoman Lofgren and Ranking Member Buck:

Invest In the USA (IIUSA) respectfully submits the enclosed analysis for the record to the House Committee on the Judiciary, Subcommittee on Immigration and Citizenship in regards to its hearing on July 29, 2020, "Oversight of U.S. Citizenship and Immigration Services."

Founded in 2005, IIUSA is the national membership-based 501(c)(6) trade association for the EB-5 Regional Center Program (the "Program"). Our members include 213 EB-5 regional centers and 161 other member organizations from the Program's stakeholder community. Our members' efforts account for the majority of U.S. capital formation and job-creation that has resulted from the Program

Our enclosed analysis provides a quantitative review of USCIS revenue collection from filing fees based on case volume in the first half of fiscal year 2020 and comparison to prior years. We trust the analysis provides the Subcommittee with additional information for the hearing.

Thank you for this opportunity to provide comments on this important matter. Please do not hesitate to contact us with any questions.

Sincerely,

Aaron L. Grau
Executive Director, IIUSA

Enclosed: *IIUSA Analysis: Case Filings, Adjudications, Backlog and Filing Fees in USCIS (FY2018 to Q2, FY2020)*, July 27, 2019



Case Filings, Adjudications, Backlog and Filing Fees in USCIS (FY2018 to Q2, FY2020)

Updated: July 27, 2020

Summary

U.S. Citizenship and Immigration Services (USCIS) stated that the agency had to furlough three-fourths of its workforce (more than 13,000 employees) starting early August because fees from case filings were down sharply due to the COVID-19 pandemic.¹ Currently, there is no publicly available data to investigate how much filing and adjudication volumes have changed since Q2 FY2020 (after March 2020). However, based on the latest data from USCIS website,² our analysis found that, between FY2018 and FY2020 (Q2):

- USCIS received 5% more case filings in the first half of FY2020. In particular, the number of family-based case filings increased by 20% year-over-year;
- We estimated that USCIS collected a total of \$1.84 billion in filing fees during Q1 and Q2 FY2020, an increase of approximately \$158 million (or 9%) year-over-year.
- Overall, USCIS adjudicated nearly 3.68 million cases in Q1 and Q2 FY2020, an uptick of 558,336 cases or an increase of 18% year-over-year. Should USCIS receive a payment after a case is adjudicated, we estimated that payments upon case adjudication that were made to the agency increased by \$282 million year-over-year due to the growth of adjudication volumes in FY2020.
- As of March 2020, a total of 5,502,726 cases were still pending in USCIS, representing approximately \$2.94 billion in filing fees based on our estimates.
- We estimated that the backlog of EB-5 cases (Form I-526, Form I-829, Form I-924, and Form 924A) represented a total of nearly \$108 million in filing fees as of Q2 FY2020.

¹ Office of Management and Budget Letter to Senate Committee on Appropriations. June 19, 2020. https://www.uscis.gov/sites/default/files/document/notices/OMB_letter.pdf. Now the agency confirms that the furlough is postponed to the end of August.

² All USCIS Application and Petition Form Types (Fiscal Year 2020, 2nd Quarter, Jan. 1-March 31, 2020) https://www.uscis.gov/sites/default/files/document/data/Quarterly_All_Forms_FY2020Q2.pdf Accessed July 22, 2020. See Exhibit A for the underlying data.

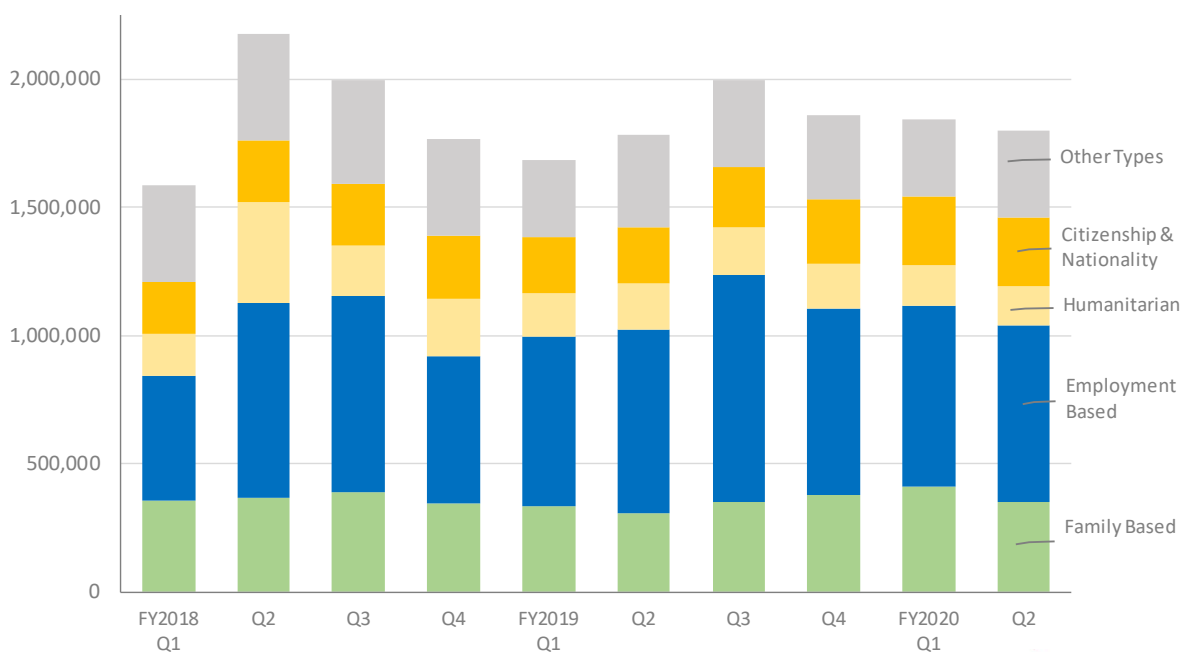
Case Volumes and Revenue Estimates from Case Filings

Our analysis did not find any shortfall on the number of cases filed in the first half fiscal year of 2020. In fact, USCIS received filings of 3,774,876 cases in the Q1 and Q2 FY2020, an increase of 5.24% year-over-year (*see the quarterly case filings trends on Chart 1*).

In particular, the number of cases filed for family-based preferences increased by 19.78% year-over-year. Total filings for employment-based cases also grew by 17,004 cases (or 1.23% year-over-year) in the first half of FY2020.

Chart 1: Case Filing Volumes have been Consistent since FY2018

Number of Case Filings in USCIS by Form Category per Quarter:



Data Source: All USCIS Application and Petition Form Types (FY2018 - FY2020, Q2). See Exhibit A for full data.
Prepared by: IIUSA



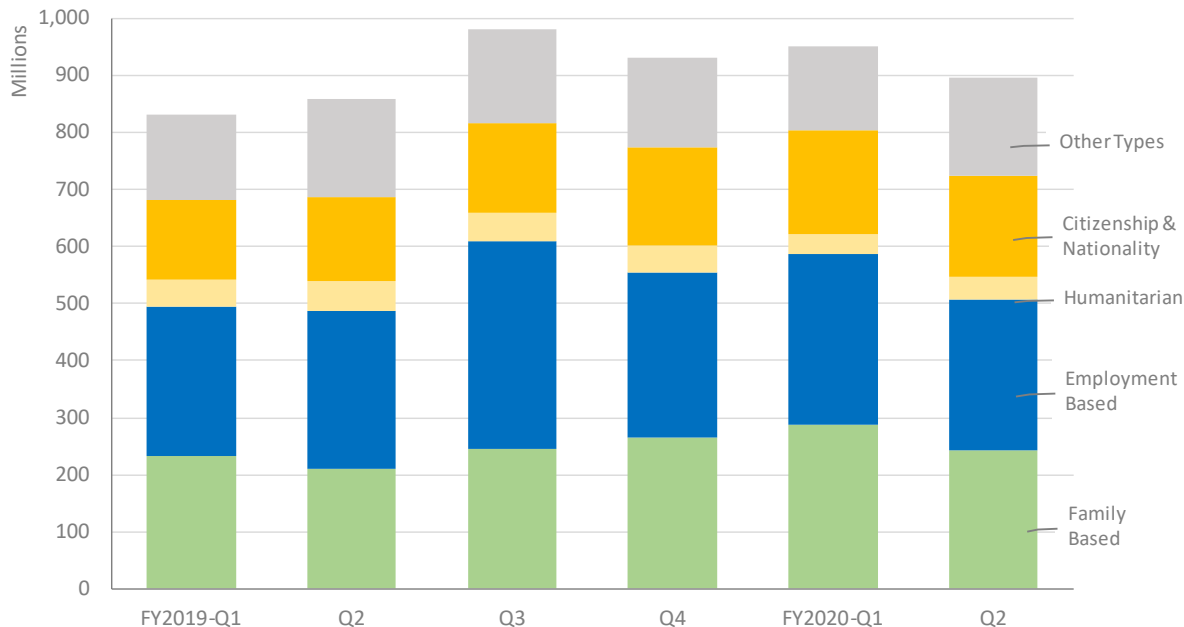
Filing Fee Estimates

Based on the volumes of cases filed and the filing fee of each service form, we estimated that USCIS collected more than \$1.84 billion from filing fees in the first half of FY2020, an uptick of \$158 million (or 9.36%) year-over-year.³ *Chart 2 visualized the trend of estimated filing fees per quarter by case category.*

³ See Exhibit B for our estimates on filing fees by form category and quarter.

Chart 2: USCIS Collected 9% More Filing Fees in FY2020 (Q1+Q2)

Estimated Filings Fees (in \$Million) from Case Filings by Category per Quarter:



Data: Author's Estimates based on All USCIS Application and Petition Form Types (FY2019 - FY2020, Q2). See Exhibit B for full data.
Prepared by: IIUSA



Particularly, filing fees associated with employment-based applications increased by 4.65% in the first half of FY2020; while the total amount of filing fees from family-based cases was also up by 19.52% year-over-year. Overall, 59.22% of the filing fees collected in the first half of FY2020 were generated by the filings of either an employment-base application (accounted for 30.49% of all filing fees) or a family-based case (accounted for 28.73% of filing fees in Q1 and Q2 FY2020).

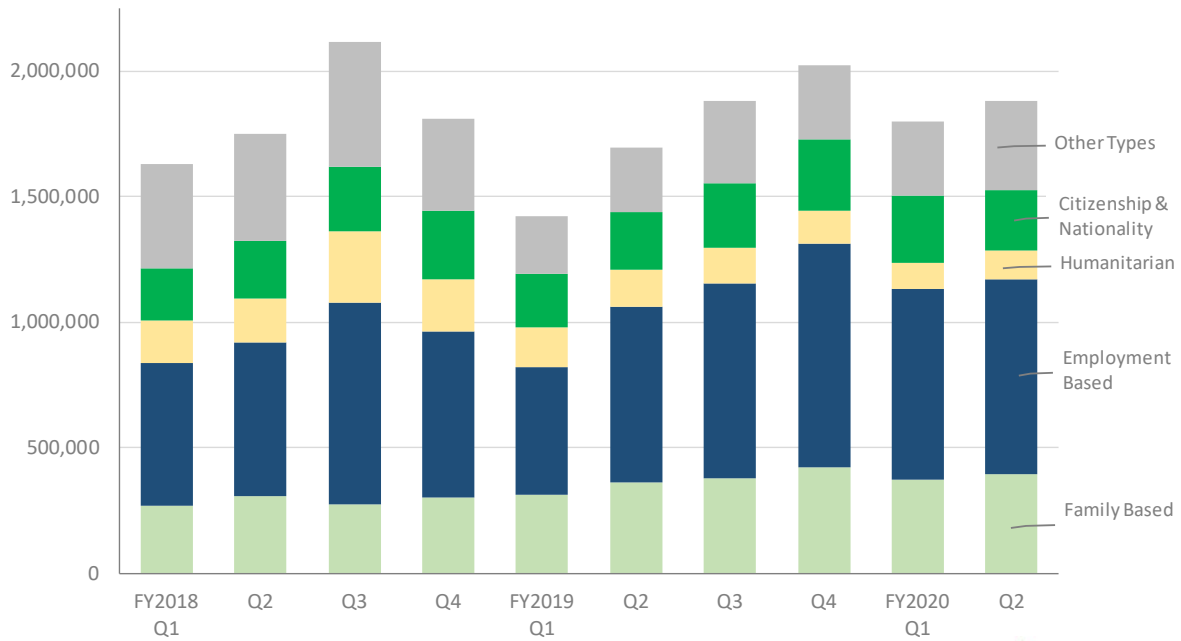
Revenue Estimates If Paid Upon Case Adjudication

Our analysis found that USCIS adjudicated more cases in the first half of FY2020 than the agency did during the same time in FY2019. Overall, 3,677,495 cases were adjudicated by USCIS in Q1 and Q2 FY2020, an increase of 558,336 cases (or 17.90%) year-over-year.

In addition, USCIS adjudicated 27.02% more employment-based cases in the first half of FY2020 and 14.00% more family-based cases in Q1 and Q2 FY2020. See Chart 3 for the number of cases adjudicated by category in each quarter since FY2018.

Chart 3: Case Adjudication Volumes Increased by 18% YOY in FY2020 (Q1+Q2)

Number of Case Adjudications (Approvals + Denials) by Category per Quarter:



Data Source: All USCIS Application and Petition Form Types (FY2018 - FY2020, Q2). See Exhibit A for full data.
Prepared by: IIUSA



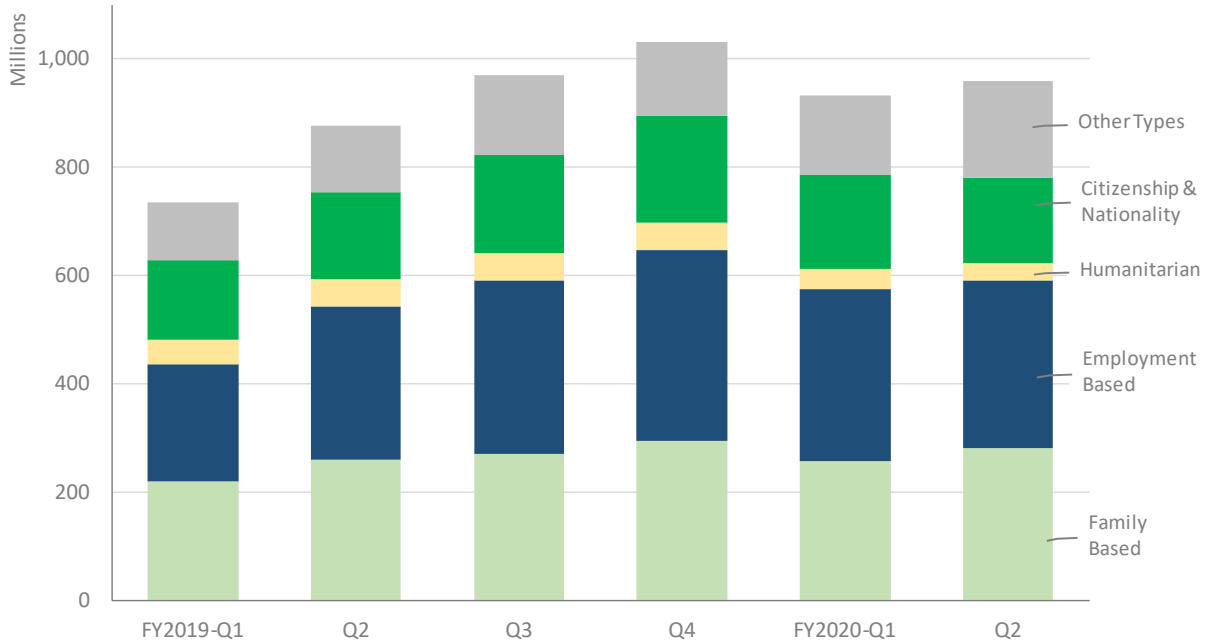
Estimated Revenues

Should USCIS receive a payment after a case is adjudicated, we estimated that payments made to the agency actually increased by 17.55% year-over-year due to the increase in adjudication volumes in the first half of FY2020. That is, our analysis found that more than \$1.89 billion was paid to USCIS upon case adjudication in Q1 and Q2 FY2020, an increase of \$282.79 million from the same time last fiscal year (see Chart 4 for more details).

Specifically, we found that the filing fee payments upon adjudication for employment-based cases increased by \$128.87 million (or 25.96%) year-over-year. USCIS were paid approximately \$539.45 upon adjudicating family-base cases in the first half of FY2020, an increase of 11.73% year-over-year.

Chart 4: Payment Upon Case Adjudication Increased by 18% YOY in FY2020

Estimated Revenue (in \$Million) upon Case Adjudication by Category per Quarter:



Data: Author's Estimates based on All USCIS Application and Petition Form Types (FY2019 - FY2020, Q2). See Exhibit B for full data.
Prepared by: IIUSA



Case Backlog & EB-5 Filing Fees

As of March 2020, a total of 5,502,726 cases were still pending in USCIS, representing approximately \$2.94 billion in filing fees.

Overall, the filing fees for EB-5 petitions and applications (Form I-924, Form I-924A, Form I-526, and Form I-829) are the highest among all of other USCIS forms. Based on the number of pending petitions and applications as of Q2 FY2020, we estimated that the backlog of EB-5 cases represented a total of nearly \$108 million in filing fees. (see Table 1).

Table 1: USCIS Forms with the Highest Filing Fee and Case Backlogs

Category	Form	Name	Filing Fee	Backlog (As of Q2, FY2020)	Est. Fees from Backlogged Cases
Employment Based	I-924	Application For Regional Center Designation Under the Immigrant Investor Program	\$ 17,795	137	\$ 2,437,915
Employment Based	I-829	Petition by Investor to Remove Conditions on Permanent Resident Status	\$ 3,750	10,309	\$ 38,658,750
Employment Based	I-526	Immigrant Petition by Alien Investor	\$ 3,675	16,633	\$ 61,126,275
Employment Based	I-924A	Annual Certification of Regional Center	\$ 3,035	1,889	\$ 5,733,115
Citizenship and Nationality	N-600	Application for Certificate of Citizenship (Non-veteran of the U.S. armed forces)	\$ 1,170	43,766	*

Data Source: All USCIS Application and Petition Form Types (Fiscal Year 2020, 2nd Quarter, Jan. 1-March 31, 2020)

Prepared by: IIUSA



Discussion

Since certain performance data is not publicly available, this analysis is not able to capture all filing fee revenue collected by USCIS. For example, revenue generated by premium processing requests is not included in this analysis due to a lack of access to the performance data for Form I-907. In addition, USCIS has not published any performance data for all application and petition form types submitted to the agency in Q3 FY2020 and beyond, this analysis is not able to evaluate the volumes of case filings, adjudication, and backlog after March 2020.

Conclusions

Without a doubt, COVID-19 has imposed unprecedented challenges to the country on multiple fronts. However, we found that additional data and analyses are still needed to further evaluate the actual impact of the COVID-19 pandemic on USCIS' financial strength. Based on our analysis, case filing volumes and revenue streams of the agency were not only consistent from prior years but also demonstrated a year-over-year growth in the first half of FY2020. It is wise to conduct further research with more up-to-date statistics on case filing, adjudication volumes, and revenue projections to examine the financial strength of USCIS. Policy makers should be fully informed of the agency's financial condition to formulate an efficient and effective approach to prevent federal employees from being furloughed during the current crisis.

Author: Lee Y. Li, Director of Policy Research and Data Analytics, IIUSA

Contact: lee.li@iiusa.org

Exhibit A: Numbers of Case Filed, Adjudicated, and Pending

Table A1: Number of Cases by Quarter and Status, Summarized by Case Category (FY2018-FY2020, Q2)

FY	Qtr.	Status	Form Category					Total Cases
			Family Based	Employment Based	Humanitarian	Citizenship and Nationality	Other	
2018	Q1	Receipt	356,080	485,740	168,338	198,830	374,621	1,583,609
2018	Q2	Receipt	367,540	761,796	389,956	240,950	417,308	2,177,550
2018	Q3	Receipt	391,820	762,433	196,506	242,672	404,228	1,997,659
2018	Q4	Receipt	349,172	572,186	221,204	246,797	379,636	1,768,995
2019	Q1	Receipt	333,868	662,567	185,908	212,633	350,675	1,745,651
2019	Q2	Receipt	305,795	717,466	190,112	220,175	407,785	1,841,333
2019	Q3	Receipt	354,339	886,196	196,663	234,628	391,740	2,063,566
2019	Q4	Receipt	380,704	726,720	185,787	255,964	378,184	1,927,359
2020	Q1	Receipt	413,792	705,049	154,153	270,125	354,523	1,897,642
2020	Q2	Receipt	352,366	690,229	152,987	264,006	417,646	1,877,234
2018	Q1	Approval	245,568	498,870	162,515	186,737	368,986	1,462,676
2018	Q2	Approval	280,065	526,432	164,812	203,240	379,523	1,554,072
2018	Q3	Approval	246,100	717,969	275,223	231,839	441,530	1,912,661
2018	Q4	Approval	274,157	577,352	202,980	238,936	313,600	1,607,025
2019	Q1	Approval	283,745	437,660	162,241	195,567	234,242	1,313,455
2019	Q2	Approval	328,420	615,682	145,225	215,235	274,606	1,579,168
2019	Q3	Approval	340,805	654,395	139,899	241,807	318,038	1,694,944
2019	Q4	Approval	373,579	783,207	128,831	268,581	292,072	1,846,270
2020	Q1	Approval	331,342	653,026	103,285	238,406	294,641	1,620,700
2020	Q2	Approval	348,490	673,185	102,556	209,017	373,042	1,706,290
2018	Q1	Denial	23,689	70,497	6,066	22,957	41,471	164,680
2018	Q2	Denial	27,707	86,357	7,743	26,235	48,761	196,803
2018	Q3	Denial	28,018	86,576	7,467	28,081	52,182	202,324
2018	Q4	Denial	30,938	79,942	8,227	29,769	52,666	201,542
2019	Q1	Denial	30,082	69,588	5,810	24,726	44,244	174,450
2019	Q2	Denial	33,082	86,190	5,444	26,671	44,756	196,143
2019	Q3	Denial	37,190	124,301	5,197	28,350	56,463	251,501
2019	Q4	Denial	50,374	104,541	5,239	28,875	48,205	237,234
2020	Q1	Denial	41,361	105,447	4,827	25,935	53,452	231,022
2020	Q2	Denial	48,684	103,071	10,533	30,227	47,634	240,149
2018	Q1	Adjudication	269,257	569,367	168,581	209,694	410,457	1,627,356
2018	Q2	Adjudication	307,772	612,789	172,555	229,475	428,284	1,750,875
2018	Q3	Adjudication	274,118	804,545	282,690	259,920	493,712	2,114,985
2018	Q4	Adjudication	305,095	657,294	211,207	268,705	366,266	1,808,567
2019	Q1	Adjudication	313,827	507,248	168,051	220,293	278,486	1,487,905
2019	Q2	Adjudication	361,502	701,872	150,669	241,906	319,362	1,775,311
2019	Q3	Adjudication	377,995	778,696	145,096	270,157	374,501	1,946,445
2019	Q4	Adjudication	423,953	887,748	134,070	297,456	340,277	2,083,504
2020	Q1	Adjudication	372,703	758,473	108,112	264,341	348,093	1,851,722
2020	Q2	Adjudication	397,174	776,256	113,089	239,244	420,676	1,946,439
2018	Q1	Pending	1,951,621	913,764	740,788	794,503	1,058,767	5,459,443
2018	Q2	Pending	2,034,134	1,107,860	911,788	815,298	965,090	5,834,170
2018	Q3	Pending	2,167,201	1,066,154	791,100	806,622	851,251	5,682,328
2018	Q4	Pending	2,218,245	989,824	748,570	790,238	825,462	5,572,339
2019	Q1	Pending	2,238,431	996,822	732,589	785,227	696,137	5,449,206
2019	Q2	Pending	2,197,233	1,019,364	730,032	766,602	788,777	5,502,008
2019	Q3	Pending	2,196,677	1,128,131	737,676	736,984	809,619	5,609,087
2019	Q4	Pending	2,185,665	980,095	748,632	700,399	859,932	5,474,723
2020	Q1	Pending	2,213,197	965,801	759,270	709,019	856,812	5,504,099
2020	Q2	Pending	2,144,345	984,948	783,404	738,747	851,282	5,502,726

Data Source: All USCIS Application and Petition Form Types (FY2018 - FY2020, Q2), USCIS
 Prepared by: IIUSA



Category and Form No.		Description		Forms by Status and Period																	
				1st Quarter				2nd Quarter				3rd Quarter				4th Quarter				Fiscal Year 2020 To-Date	
				Forms Received	Approved	Denied	Pending	Forms Received	Approved	Denied	Pending	Forms Received	Approved	Denied	Pending	Forms Received	Approved	Denied	Pending	Forms Received	Approved
TOTAL - ALL FORMS		1,926,409	1,637,667	238,364	5,744,293	1,902,619	1,726,216	248,680	5,734,245									3,829,028	3,363,883		
Family Based																					
I-129F	Petition for Alien Fiancé(e)	11,533	9,023	2,592	18,969	12,033	9,115	2,741	18,875									23,566	18,138		
I-130	Petition for Alien Relative	231,143	192,451	21,933	1,570,512	203,236	199,806	25,267	1,543,181									434,379	392,257		
I-485	Application to Register Permanent Residence or Adjust Status (Family)	101,936	76,922	13,884	336,313	83,323	89,402	18,010	315,507									185,259	166,324		
I-600 ¹	Petition to Classify Orphan as an Immediate Relative	380	343	54	342	409	331	64	422									789	674		
I-601A	Application for Provisional Unlawful Presence Waiver	12,948	9,937	758	43,798	11,959	5,530	442	50,487									24,907	15,467		
I-751	Petition to Remove Conditions on Residence	54,785	41,590	2,117	242,840	40,385	43,254	2,142	215,498									95,170	84,844		
I-800 ²	Petition to Classify Convention Adoptee as an Immediate Relative	1,067	1,076	23	423	1,021	1,052	18	375									2,088	2,128		
Employment Based																					
I-129	Petition for a Nonimmigrant Worker	106,417	120,669	41,295	103,891	113,978	122,956	41,811	92,377									220,395	243,625		
I-140	Immigrant Petition for Alien Workers	33,077	30,578	2,683	45,078	25,833	29,977	3,064	40,428									58,910	60,555		
I-485	Application to Register Permanent Residence or Adjust Status (Employment)	40,239	41,884	1,804	143,231	26,489	18,376	1,681	148,946									66,728	60,260		
I-526	Immigrant Petition by Alien Investor	4,264	383	72	17,468	21	714	190	16,633									4,285	1,097		
I-765 ³	Application for Employment Authorization	520,023	459,060	59,551	645,611	523,300	500,422	56,218	676,118									1,043,323	959,482		
I-829	Petition by Investor to Remove Conditions on Permanent Resident Status	1,013	436	D	10,373	604	730	57	10,309									1,617	1,166		
I-924	Application For Regional Center Designation Under the Immigrant Investor Program	16	16	36	149	D	10	50	137									20	26		
I-924A	Annual Certification of Regional Center	354	-	-	1,960	334	-	-	1,889									688	-		
Humanitarian																					
I-485	Application to Register Permanent Residence or Adjust Status (Asylum)	11,854	5,145	242	44,849	9,856	5,479	266	50,075									21,710	10,624		
I-485	Application to Register Permanent Residence or Adjust Status (Refugee)	6,688	5,795	447	24,128	5,236	8,322	366	21,517									11,924	14,117		
I-485	Application to Register Permanent Residence or Adjust Status (Indo-Chinese)	D	D	D	27	D	D	D	38									D	D		
I-485	Application to Register Permanent Residence or Adjust Status (Cuban)	4,756	3,894	537	13,139	4,954	4,308	604	13,502									9,710	8,202		
I-589 ⁴	Application for Asylum and for Withholding of Removal	20,103	3,844	135	338,931	21,532	4,965	5,679	348,869									41,635	8,809		
Legalization ⁵	Legalization/SAW	14	D	10	296	15	D	13	279									29	D		
I-730	Refugee/Asylee Relative Petition	4,178	1,551	162	23,288	4,187	1,404	194	23,168									8,365	2,955		
I-817	Application for Family Unity Benefits	111	55	18	245	154	102	21	296									265	157		
I-821	Application for Temporary Protected Status	6,723	2,201	266	12,061	4,948	6,488	227	10,695									11,671	8,689		
I-821D	Consideration of Deferred Action for Childhood Arrivals	72,377	74,124	1,040	36,031	78,927	64,347	1,204	49,641									151,304	138,471		
I-867	Record of Sworn Statement in Proceedings under Section 235(b)(1) of the Act (Credible Fear)	13,955	N/A	N/A	2,325	13,087	N/A	N/A	2,362									27,042	-		
I-881	App. for Susp. of Deport. or Spec. Rule Cancel. of Remov. (Sect. 203 of Public Law 105-100 (NACARA))	N/A	N/A	N/A	-	N/A	N/A	N/A	-									-	-		
I-899	Record of Determination/Reasonable Fear Worksheet	2,643	N/A	N/A	226	3,303	N/A	N/A	157									5,946	-		
I-914 ⁶	Application for T Nonimmigrant Status	567	532	382	3,927	591	469	335	3,812									1,156	1,001		
I-918 ⁷	Petition for U Nonimmigrant Status	9,830	6,144	1,588	257,837	5,863	6,672	1,624	257,104									15,693	12,816		
I-929	Petition for Qualifying Family Member of a U-1 Nonimmigrant	262	227	39	1,030	209	182	28	1,012									471	409		
Citizenship and Nationality																					
N-300	Application to File Declaration of Intention	D	D	-	10	D	D	-	D									D	D		
N-336	Req. for a Hearing on a Decision in Natz. Proceedings (Under Sect. 336 of the INA)	1,523	723	489	6,363	1,525	917	635	6,324									3,048	1,640		
N-400	Application for Naturalization (Military)	1,124	1,188	118	3,417	1,226	1,174	129	3,588									2,350	2,362		
N-400	Application for Naturalization	243,748	217,953	23,544	649,021	237,795	188,446	27,714	675,500									481,543	406,399		
N-470	Application to Preserve Residence for Naturalization Purposes	21	24	-	80	24	27	-	66									45	51		
N-565	Application for Replacement Naturalization/Citizenship Document	6,845	5,452	665	7,893	7,519	6,087	568	8,941									14,364	11,539		
N-600 ⁸	Application for Certificate of Citizenship	16,602	12,839	1,080	41,205	15,708	12,184	1,153	43,766									32,310	25,023		
N-644	Application for Posthumous Citizenship	-	-	-	-	-	-	-	-									-	-		
N-648	Medical Certification for Disability Exceptions	-	-	-	-	-	-	-	-									-	-		
Other																					
I-90	Application to Replace Permanent Resident Card	148,031	124,631	9,304	499,404	199,300	180,086	11,139	508,800									347,331	304,717		
I-102	Application for Replacement/Initial Nonimmigrant Arrival-Departure Document	1,340	1,093	302	1,937	1,057	913	346	1,823									2,397	2,006		
I-131	Application for Travel Document	20,291	21,069	1,582	22,000	20,429	22,239	1,896	21,534									40,720	43,308		
I-131	Application for Travel Document (Advance Parole)	108,136	82,377	29,907	148,176	100,594	89,747	19,679	138,871									208,730	172,124		
I-131	Application for Travel Document (Parole-in-Place)	2,517	1,341	337	2,228	2,604	1,357	394	1,958									5,121	2,698		
I-193	Application for Waiver of Passport and/or Visa	D	24	16	655	D	37	11	529									16	61		
I-360	Petition for Amerasian, Widow(er), or Special Immigrant	10,649	13,004	1,128	52,743	10,469	17,687	1,649	43,611									21,118	30,691		
I-485	Application to Register Permanent Residence or Adjust Status (Other)	6,955	6,377	1,019	28,827	6,272	6,372	1,040	28,861									13,227	12,749		
I-539	Application To Extend/Change Nonimmigrant Status	56,604	44,725	9,857	100,842	76,921	54,604	11,480	105,295									133,525	99,329		
I-824	Application for Action on an Approved Application or Petition	2,605	1,900	476	7,431	2,503	2,658	536	5,913									5,108	4,558		
Waivers ⁹	Waivers	17,026	11,372	3,738	217,292	14,488	12,994	4,242	210,446									31,514	24,366		
I-290B	Notice of Appeal or Motion	9,117	3,680	3,127	15,471	8,386	4,267	3,748	15,151									17,503	7,947		
Supplemental Processing																					
DS-230 (IV)	Immigrant Visas	117,639	100,009	-	50,302	101,905	113,089	-	39,118									219,544	213,098		
EOIR Adjustment	EOIR Adjustment	14,411	14,276	-	16,558	12,476	12,355	-	13,158									26,887	26,631		

Table Key:

D Disclosure standards not met.
N/A Not available.
- Represents zero.

References:

- ¹ Includes I-600A, Application for Advance Processing of an Orphan Petition.
- ² Includes I-800A, Application for Determination of Suitability to Adopt a Child from a Convention Country.
- ³ I-765 Includes DACA Employment Authorization Documents.
- ⁴ Although this report includes approvals and denials, it does not include referrals to an Immigration Judge which comprise a large portion of the workload for asylum applications. Further, forms received, approved, denied, and pending counts will differ from counts reported in previous quarters due to processing delays and the time at which the data are queried.
- ⁵ Includes the following applications for persons applying for benefits under the Immigration Reform and Control Act of 1986: Forms I-687, I-700, I-698, I-690, I-694, and I-695.
- ⁶ Includes I-914A, Application for Family Member of T-1 Recipient.
- ⁷ Includes I-918A, Petition for Qualifying Family Member of U-1 Recipient.
- ⁸ Includes N-600K, Application for Citizenship and Issuance of Certificate Under Section 322.
- ⁹ Includes the following applications filed to waive exclusionary grounds: Forms I-191, I-192, I-212, I-601, I-602, and I-612.

Note(s):

- 1) Some applications or petitions approved or denied may have been received in previous reporting periods.
- 2) The report reflects the most up-to-date estimate available at the time the database is queried.
- 3) Counts may differ from those reported in previous quarters due to system updates and post-adjudicative outcomes.
- 4) Forms Received are the number of new applications or petitions received and entered into a case-tracking system during the reporting period.
- 5) Approved are the number of applications or petitions approved during the reporting period.
- 6) Denied are the number of applications or petitions that were denied during the reporting period.
- 7) Pending is the number of applications or petitions awaiting a decision as of the end of the reporting period.
- 8) I-881 data were unavailable for FY 2020 at the time of publication.
- 9) Credible and Reasonable Fear screenings (and their respective forms I-867 and I-899) do not confer an immigration benefit, rather they are intended to identify individuals with viable protection claims, which are then referred to the Immigration Courts for adjudication. Asylum Officers do not adjudicate the actual asylum applications during the screening process.
- 10) Immigrant visa and EOIR adjustment, among other forms, are not included in the "Total - All Forms" line.

Source(s):

All forms except I-589, I-867, I-899 and I-881 - Department of Homeland Security, U.S. Citizenship and Immigration Services, Performance Reporting Tool (PRT), USCIS Electronic Immigration System (ELIS) and C3 Consolidated, May 2020, TRK 5962.
I-589, I-867, I-899 and I-881 data were provided by the Directorate of Refugee, Asylum and International Operations (RAIO).



U.S. Citizenship and Immigration Services

Number of Service-wide Forms Fiscal Year To- Date, by Quarter, and Form Status Fiscal Year 2019

Category and Form No.	Description	Forms by Status and Period																Fiscal Year 2019 To-Date	
		1st Quarter ¹				2nd Quarter ²				3rd Quarter ³				4th Quarter ⁴				Forms Received ⁵	Approved ⁵
		Forms Received ²	Approved ³	Denied ⁴	Pending ⁵	Forms Received ²	Approved ³	Denied ⁴	Pending ⁵	Forms Received ²	Approved ³	Denied ⁴	Pending ⁵	Forms Received ²	Approved ³	Denied ⁴	Pending ⁵		
Total - All Forms		1,763,425	1,324,629	177,353	5,654,523	1,856,717	1,590,445	199,578	5,709,737	2,076,502	1,707,667	255,119	5,819,121	1,939,429	1,854,729	241,333	5,690,443	7,650,127	6,477,470
Family Based																			
I-129F	Planned Petitions	10,334	13,230	2,464	25,249	11,276	13,603	2,342	21,585	11,914	12,848	3,139	19,073	11,750	10,700	2,789	17,973	45,274	50,381
I-130	Immediate and Preference Relatives	182,072	145,526	13,661	1,543,635	166,264	157,587	14,718	1,546,378	196,601	173,245	16,089	1,571,173	203,727	209,481	28,650	1,564,880	748,664	685,839
I-485	Family-Based Adjustments	82,888	69,513	11,841	376,371	71,479	91,022	13,601	346,451	83,831	90,974	15,187	327,300	95,497	87,104	15,789	322,562	333,695	338,613
I-600/600A	Orphan Petitions	508	352	44	434	482	383	45	428	540	453	43	350	509	393	59	351	2,039	1,581
I-601A	Provisional Waivers	12,742	11,657	759	39,439	12,631	11,596	828	39,492	13,893	11,397	801	40,431	13,240	11,442	939	41,428	52,506	46,092
I-751	Remove Conditions on Residence	43,994	42,343	1,298	252,754	42,392	53,065	1,492	242,406	46,297	50,527	1,910	237,979	54,731	53,314	2,133	238,013	187,414	199,249
I-800/800A	Convention Country Adoptions	1,330	1,124	15	549	1,271	1,164	56	493	1,263	1,361	21	371	1,250	1,145	15	458	5,114	4,794
Employment Based																			
I-129	Nonimmigrant Worker Petitions	87,971	103,440	40,189	130,382	101,228	111,648	31,438	101,882	241,149	147,150	26,216	180,469	120,853	145,460	30,400	129,129	551,201	507,698
I-140	Immigrant Petition for Alien Workers	38,693	39,999	3,118	47,821	28,618	35,459	3,458	39,080	34,684	33,953	2,798	34,822	40,456	36,946	3,140	42,188	142,451	146,357
I-485	Employment-Based Adjustments	27,893	33,181	1,543	154,616	23,272	27,546	2,015	148,385	24,427	30,413	2,336	136,866	26,433	13,709	2,962	147,212	102,025	104,849
I-526	Petitions by Entrepreneurs	1,808	2,175	398	13,508	580	795	180	13,105	615	333	246	13,070	1,191	356	190	13,763	4,194	3,659
I-765	Employment Authorization Documents	505,386	258,397	24,265	642,228	562,825	439,958	49,084	707,935	584,136	441,959	92,648	753,462	536,896	586,374	67,726	637,811	2,189,243	1,726,688
I-829	Petition by Entrepreneur to Remove Conditions on Permanent Res	797	443	31	8,119	922	270	15	8,821	1,171	574	39	9,295	867	349	12	9,799	3,756	1,636
I-924	Regional Center Applications	19	25	44	148	22	D	D	156	14	13	18	147	24	13	71	153	79	57
I-924A	Annual Certification of Regional Center	322	-	-	1,155	445	-	-	1,730	11	-	-	1,665	30	-	-	1,634	808	-
Humanitarian																			
I-485	Asylum Adjustments	8,575	8,196	464	24,483	8,344	6,393	375	25,958	10,947	5,551	339	32,275	12,049	5,990	338	37,914	39,915	26,130
I-485	Refugee Adjustments	8,523	13,281	498	36,648	7,014	11,427	541	32,056	6,600	11,021	474	26,911	6,029	8,871	571	23,695	28,166	44,600
I-485	Indo Chinese Adjustments	11	D	-	20	D	D	D	18	D	D	D	18	D	D	D	25	27	21
I-485	Cuban Adjustment Act	4,799	11,481	652	28,479	3,520	12,818	744	18,720	3,982	8,054	800	13,948	4,546	4,543	752	13,115	16,847	36,896
I-589 ⁶	Asylum Application	23,538	4,211	225	325,514	22,920	5,431	136	327,984	25,845	5,841	170	330,612	24,558	4,462	99	339,836	96,861	19,945
I-589 ⁶	Legalization / SAW	13	D	13	252	11	11	229	D	D	D	D	307	D	D	28	286	37	28
I-730	Refugee/Asylee Relative Petitions	3,681	1,640	307	13,119	3,491	1,488	256	14,288	4,114	1,935	323	17,764	4,321	1,550	229	20,913	15,607	6,613
I-817	Family Unity Applications	68	174	33	445	118	106	45	405	78	135	35	261	116	76	31	190	340	531
I-821	Temporary Protected Status	1,517	26,809	1,048	12,287	674	4,755	662	7,679	1,440	1,371	454	7,544	1,954	1,670	330	7,712	5,585	34,605
I-821D	Deferred Action for Childhood Arrivals	92,473	89,487	1,421	46,499	102,998	97,325	1,232	50,930	98,117	100,302	1,145	47,875	92,604	100,904	1,189	38,595	386,192	388,018
I-867	Credible Fear Referral	25,434	N/A	N/A	3,118	25,177	N/A	N/A	4,538	29,335	N/A	N/A	7,053	25,493	N/A	N/A	4,671	105,439	-
I-881	NACARA 203 Applications	N/A	N/A	N/A	371	N/A	N/A	N/A	408	N/A	N/A	N/A	N/A	N/A	N/A	N/A	N/A	-	-
I-899	Reasonable Fear	3,081	N/A	N/A	279	3,406	N/A	N/A	3,558	N/A	N/A	N/A	406	3,352	N/A	N/A	333	13,197	-
I-914 ⁸	Application for T Nonimmigrant Status	590	190	126	3,740	509	192	129	3,943	644	246	125	4,248	510	363	201	4,218	2,253	991
I-918 ⁹	Petition for U Nonimmigrant Status	13,263	6,772	1,023	236,180	11,485	5,279	1,304	241,146	12,192	5,443	1,332	246,788	10,265	362	1,471	255,495	47,225	17,856
I-929	Petition for Qualifying Family Member of a U-1 Nonimmigrant	291	149	55	1,347	279	211	56	1,370	263	319	74	1,252	245	402	76	1,027	1,078	1,081
Citizenship and Nationality																			
N-300	Declaration of Intent	D	-	D	81	D	D	D	79	12	-	-	95	11	D	-	93	33	15
N-336	Requests for Hearing	1,402	715	460	5,624	1,457	966	583	5,777	1,676	999	619	5,941	1,583	864	644	6,051	6,118	3,544
N-400	Military Naturalization	715	1,141	227	4,110	759	958	205	3,296	875	835	217	3,251	1,249	1,053	175	3,464	3,598	3,987
N-400	Non-Military Naturalization	191,318	174,109	21,957	728,952	197,732	193,454	23,995	711,264	209,138	216,235	25,321	682,350	229,091	246,193	25,692	644,121	827,279	829,991
N-470	Preserve Residence for Naturalization	33	33	36	46	39	31	17	53	38	12	D	65	53	22	-	89	163	98
N-565	Replace Naturalization/Citizenship Certificates	6,078	5,173	722	5,593	6,810	6,043	567	5,828	7,455	6,547	544	6,138	7,457	5,911	620	7,118	27,800	23,674
N-600/600K	Application for Certificate of Citizenship	12,796	14,247	1,269	39,474	13,099	13,572	1,248	38,935	15,171	16,860	1,575	37,892	16,275	14,136	1,668	38,436	57,341	58,815
N-644	Posthumous Naturalization	-	-	-	-	-	-	-	-	-	-	-	-	-	-	-	-	-	-
N-648	Disability Exception Applications	1,205	1,960	645	756	1,351	2,052	759	718	1,018	2,078	853	702	1,114	1,906	855	691	4,688	7,996
Other																			
I-90	Renew/Replace Permanent Resident Cards	152,907	75,871	15,094	341,890	212,543	98,556	8,848	447,509	190,630	173,371	10,663	454,504	168,473	128,801	9,722	490,397	724,553	476,599
I-102	Replace I-94s	1,099	896	297	1,818	1,177	816	388	1,823	1,320	959	301	1,858	869	409	1,982	4,978	3,540	
I-131	Reentry Permit/Refugee Travel Document	19,542	23,837	1,636	19,090	22,957	22,725	1,569	18,079	23,983	17,218	1,068	22,391	23,966	19,494	1,218	25,890	90,448	83,274
I-131	Advance Parole	102,625	74,583	12,319	149,130	100,001	76,468	16,422	157,426	97,886	64,556	28,062	159,464	102,590	78,653	23,940	152,315	403,102	294,260
I-193	Passport/Visa Waiver Applications	31	12	D	712	23	28	D	701	17	19	12	683	16	D	D	544	87	64
I-360	Petition for Amerasian, Widow(er) or Special Immigrant	9,519	5,827	1,675	57,203	9,406	8,379	2,129	56,511	10,065	8,847	1,167	56,726	11,218	11,744	1,178	55,442	40,208	34,797
I-485	Other Adjustments of Status	9,482	5,096	987	31,391	6,637	5,339	1,139	30,464	5,347	6,896	1,041	30,570	6,198	8,227	1,244	28,400	28,264	25,558
I-539	Applications to Extend/Change Nonimmigrant Status	51,582	43,931	11,246	86,902	51,260	58,291	13,069	68,244	58,166	41,650	12,873	75,509	60,558	40,141	9,102	97,201	221,566	184,013
I-824	Action on Approved Applications or Petitions	2,683	2,229	345	7,245	2,430	1,952	433	7,302	2,708	2,444	423	7,212	2,669	2,237	537	7,070	10,490	8,862
Waivers ¹⁰	Waivers	17,910	11,166	2,899	205,317	17,080	11,267	3,415	207,729	18,876	12,708	3,607	210,034	18,313	8,434	4,093	215,720	72,179	43,575

D Data withheld to protect applicants



U.S. Citizenship and Immigration Services

Number of Service-wide Forms by Fiscal Year To- Date, Quarter, and Form Status 2018

Category and Form No.	Description	Forms by Status and Period																	
		1st Quarter ¹				2nd Quarter ¹				3rd Quarter ¹				4th Quarter ¹				Fiscal Year 2018 To-Date	
		Forms Received ²	Approved ³	Denied ⁴	Pending ⁵	Forms Received ²	Approved ³	Denied ⁴	Pending ⁵	Forms Received ²	Approved ³	Denied ⁴	Pending ⁵	Forms Received ²	Approved ³	Denied ⁴	Pending ⁵	Forms Received ²	Approved ³
Total - All Forms		1,583,617	1,462,678	164,683	5,459,450	2,177,562	1,554,073	196,804	5,834,172	1,997,661	1,912,661	202,324	5,682,330	1,769,011	1,607,030	201,547	5,572,339	7,527,851	6,536,442
Family Based																			
I-129F	Fiancée Petitions	11,460	5,708	1,991	28,587	12,321	10,402	2,557	28,224	12,702	9,053	2,157	30,353	11,012	9,739	2,747	29,814	47,495	34,902
I-130	Immediate and Preference Relatives	199,214	134,532	11,754	1,348,724	214,062	163,866	12,789	1,394,669	227,064	140,173	13,557	1,471,125	195,632	141,856	14,768	1,520,249	835,972	580,427
I-485	Family-Based Adjustments	85,009	63,872	7,797	335,762	78,938	68,869	10,410	344,655	90,204	57,272	10,192	371,976	80,031	71,980	11,437	372,185	334,182	261,993
I-600/600A	Orphan Petitions	587	471	65	521	572	530	80	427	595	496	71	398	530	484	52	364	2,284	1,981
I-601A	Provisional Waivers	15,166	15,843	725	21,464	14,399	10,625	638	22,367	15,985	5,738	409	33,728	15,198	9,374	543	39,095	60,748	41,580
I-751	Remove Conditions on Residence	42,913	23,402	1,342	215,780	45,745	24,017	1,213	243,300	43,592	31,667	1,610	259,193	45,424	39,332	1,376	256,186	177,674	118,418
I-800/800A	Convention Country Adoptions	1,731	1,740	15	783	1,503	1,756	20	492	1,678	1,701	22	428	1,345	1,392	15	352	6,257	6,589
Employment Based																			
I-129	Nonimmigrant Worker Petitions	90,753	106,869	32,829	112,588	102,705	104,600	38,023	89,467	238,739	121,541	26,160	191,578	118,824	118,377	28,763	174,984	551,021	451,387
I-140	Immigrant Petition for Alien Workers	27,581	27,753	2,488	56,700	27,773	35,808	3,161	47,573	34,931	34,177	3,533	45,888	46,300	37,915	3,384	49,820	136,585	135,653
I-485	Employment-Based Adjustments	33,320	30,472	2,142	142,558	30,908	28,336	2,595	162,674	35,950	34,459	3,250	149,122	32,530	16,102	2,906	161,023	132,708	109,369
I-526	Petitions by Entrepreneurs	2,862	2,746	298	22,475	1,607	3,303	312	20,455	617	4,012	412	17,126	1,338	3,510	529	14,394	6,424	13,571
I-765	Employment Authorization Documents	330,017	330,017	32,700	571,798	597,338	353,627	42,169	778,646	451,174	523,261	53,051	653,247	372,696	400,637	44,269	580,765	1,751,225	1,607,542
I-829	Remove Conditions on Entrepreneur	862	901	D	6,243	957	569	20	7,447	997	414	62	7,818	467	726	20	7,660	3,283	2,610
I-924/924A	Regional Center Applications	345	112	38	1,402	508	189	77	1,598	25	105	108	1,375	31	85	71	1,178	909	491
Humanitarian																			
I-485	Asylum Adjustments	7,206	7,465	281	24,234	7,367	7,272	325	26,332	8,899	7,024	464	28,422	8,239	8,500	380	25,639	31,711	30,261
I-485	Refugee Adjustments	25,937	17,390	347	54,669	23,445	20,442	328	57,587	17,327	22,477	286	52,327	11,298	21,206	451	41,051	78,007	81,515
I-485	Indo Chinese Adjustments	D	-	-	D	D	-	-	65	D	18	-	61	D	D	D	15	16	19
I-485	Cuban Adjustment Act	19,731	18,513	510	59,092	16,392	20,783	646	54,594	9,690	16,997	648	46,156	5,938	14,444	658	35,872	51,751	70,737
I-589	Asylum Application	32,420	3,231	47	307,635	28,504	4,257	88	318,624	22,396	4,918	281	319,563	22,721	5,131	310	319,202	106,041	17,537
Legalization ⁶	Legalization/ SAW	13	18	47	241	11	17	43	271	25	18	30	271	D	D	13	255	58	57
I-730	Refugee/Asylee Relative Petitions	3,206	1,700	412	10,598	3,193	1,003	307	9,241	3,900	1,360	283	10,931	3,618	1,263	250	12,012	13,917	5,326
I-817	Family Unity Applications	213	97	10	1,172	247	357	16	1,096	169	429	39	850	78	265	53	578	707	1,148
I-821	Temporary Protected Status	9,550	10,071	785	28,898	201,467	47,469	815	176,733	21,217	136,916	980	70,507	27,982	63,819	1,440	32,261	260,216	258,275
I-821D	Deferred Action for Childhood Arrivals	29,527	98,605	2,520	45,704	64,501	55,015	3,875	51,237	67,105	78,950	2,921	36,406	98,996	87,299	3,144	44,875	260,129	319,869
I-867	Credible Fear Referral	22,065	N/A	N/A	2,457	25,333	N/A	N/A	2,152	25,818	N/A	N/A	2,211	25,819	N/A	N/A	2,268	99,035	-
I-881	NACARA 203 Applications	131	48	11	553	122	120	15	536	127	139	39	513	125	224	58	371	505	531
I-899	Reasonable Fear	2,573	N/A	N/A	216	2,823	N/A	N/A	267	2,852	N/A	N/A	268	2,853	N/A	N/A	270	11,101	-
I-914	Application for T Nonimmigrant Status	629	316	130	2,482	870	364	150	2,858	883	323	144	3,265	597	275	147	3,420	2,979	1,278
I-918	Petition for U Nonimmigrant Status	14,824	4,791	908	201,279	15,312	7,236	1,061	208,813	15,782	5,301	1,268	218,077	12,746	382	1,252	229,230	58,664	17,710
I-929	Petition for Qualifying Family Member of a U-1 Nonimmigrant	313	270	58	1,558	369	477	74	1,382	316	353	84	1,272	194	172	71	1,251	1,192	1,272
Citizenship and Nationality																			
N-300	Declaration of Intent	D	D	D	90	D	29	D	87	16	17	-	97	D	11	D	84	29	59
N-336	Requests for Hearing	1,082	519	501	4,192	1,268	642	540	4,065	1,216	750	668	4,167	7,109	666	656	4,167	10,675	2,577
N-400	Military Naturalization	1,069	755	191	5,749	661	418	76	5,802	644	1,294	156	5,054	798	1,557	214	4,174	3,172	4,024
N-400	Non-Military Naturalization	178,879	165,675	19,959	724,219	220,334	174,984	22,592	749,317	218,253	202,167	23,810	746,550	216,785	209,972	25,633	734,817	834,251	752,798
N-470	Preserve Residence for Naturalization	27	30	26	45	44	22	18	80	55	28	25	88	46	61	26	69	172	141
N-565	Replace Naturalization/Citizenship Certificates	5,054	3,397	492	16,471	5,894	10,151	881	11,934	6,113	9,468	1,019	7,776	7,109	7,897	1,014	5,974	24,170	30,913
N-600/600K	Application for Certificate of Citizenship/Issuance of Certificate	12,011	14,696	928	42,402	12,133	15,036	1,141	42,923	15,158	15,354	1,454	41,983	13,757	16,307	1,343	40,296	53,059	61,393
N-644	Posthumous Naturalization	-	-	-	10	-	D	-	D	-	-	-	D	-	-	-	-	-	D
N-648	Disability Exception Applications	708	1,665	860	1,325	616	1,958	987	1,090	1,217	2,761	949	907	1,193	2,465	883	657	3,734	8,849
Other																			
I-90	Renew/Replace Permanent Resident Cards	166,992	211,343	13,241	564,658	210,536	224,319	15,151	446,339	170,357	270,547	12,745	308,032	153,325	129,223	17,676	277,709	701,210	835,432
I-102	Replace I-94s	1,385	1,208	349	2,714	1,376	1,370	535	2,217	1,547	1,214	515	2,041	1,284	976	416	1,965	5,592	4,768
I-131	Reentry Permit/Refugee Travel Document	17,519	17,853	1,736	18,551	21,851	19,951	2,006	18,812	23,415	16,627	1,678	24,232	21,539	19,788	1,404	24,881	84,324	74,219
I-131	Advance Parole	94,785	73,967	13,177	118,790	90,007	65,343	15,050	132,654	105,173	84,816	21,423	132,441	110,759	94,770	16,567	129,147	400,724	318,896
I-193	Passport/Visa Waiver Applications	31	21	13	746	30	36	11	726	18	31	20	695	20	12	D	701	99	100
I-360	Petition for Amerasian, Widow(er) or Special Immigrant	9,622	3,684	941	43,149	9,195	3,407	1,633	43,294	10,070	2,582	703	49,898	9,624	3,573	1,175	55,081	38,511	13,246
I-485	Other Adjustments of Status	9,355	5,070	975	34,073	6,946	6,306	1,062	36,376	5,804	5,923	972	33,697	4,936	6,932	1,119	29,862	27,041	24,231
I-539	Applications to Extend/Change Nonimmigrant Status	52,562	45,359	8,444	87,553	54,990	45,394	10,034	89,661	63,460	46,979	10,793	96,431	59,963	50,181	11,019	95,938	230,975	187,913
I-824	Action on Approved Applications or Petitions	2,766	1,974	410	5,821	2,441	2,149	404	5,698	2,952	2,440	444	6,889	2,735	1,908	508	7,181	10,894	8,471
Waivers ⁷	Waivers	19,604	8,507	2,185	182,712	19,936	11,248	2,875	189,313	21,432	10,371	2,889	196,895	15,451	6,237	2,782	202,997	76,423	36,363

D Data withheld to protect applicants' privacy. Does not apply to Form N-644, Posthumous Naturalization.

N Not captured. Credible and Reasonable Fear screenings (and their respective forms I-867 and I-899) do not confer an immigration benefit, rather they are intended to identify individuals with viable protection claims, which are then referred to the Immigration Courts for adjudication. Asylum Officers do not adjudicate the actual asylum applications during the screening process.

- Represents zero.

¹ Fiscal year begins October 1 and ends September 30 of the reporting period.

² The number of new forms received and entered into a case-tracking system during the reporting period.

³ The number of forms approved during the reporting period.

⁴ The number of applications that were denied, terminated, or withdrawn during the reporting period.

⁵ The number of applications awaiting a decision as of the end of the reporting period.

⁶ Includes the following applications for persons applying for benefits under the Immigration Reform and Control Act of 1986: Forms I-

Exhibit B: Estimating Filing Fees & USCIS Revenues

USCIS have not published any financial report to the public on revenue collection from filing fees. Since USCIS is funded by application fees, we estimated the agency's revenue streams based on the case filing and adjudication volumes (see Table A1) and filing fee of each service form (see Table B2). Table B1 summarized our estimates on USCIS revenue from filing fees.

Table B1: Estimated Filing Fees by Quarter and Status, Summarized by Case Category (FY2019-FY2020, Q2)

FY	Qtr.	Status	Filing Fees by Form Category					Total
			Family Based	Employment Based*	Humanitarian	Citizenship and Nationality	Other*	
2019	Q1	Receipt	\$ 233,057,870	\$ 261,740,725	\$ 45,957,715	\$ 141,781,245	\$ 148,527,011	\$ 831,064,566
2019	Q2	Receipt	\$ 211,009,305	\$ 276,441,560	\$ 51,152,680	\$ 146,687,605	\$ 172,617,006	\$ 857,908,156
2019	Q3	Receipt	\$ 244,819,495	\$ 365,206,280	\$ 48,747,205	\$ 156,925,845	\$ 164,265,096	\$ 979,963,921
2019	Q4	Receipt	\$ 266,416,145	\$ 289,019,175	\$ 46,038,630	\$ 170,928,510	\$ 158,560,291	\$ 930,962,751
2020	Q1	Receipt	\$ 287,914,440	\$ 297,971,393	\$ 36,289,625	\$ 180,295,590	\$ 148,118,357	\$ 950,589,404
2020	Q2	Receipt	\$ 242,828,630	\$ 265,213,283	\$ 39,456,735	\$ 175,816,225	\$ 173,232,057	\$ 896,546,929
2019	Q1	Approval	\$ 197,861,175	\$ 192,456,048	\$ 45,775,185	\$ 131,481,980	\$ 83,913,654	\$ 651,488,041
2019	Q2	Approval	\$ 235,429,810	\$ 255,627,083	\$ 48,525,755	\$ 143,730,870	\$ 101,225,099	\$ 784,538,616
2019	Q3	Approval	\$ 241,919,640	\$ 277,221,958	\$ 49,872,410	\$ 162,453,745	\$ 121,358,539	\$ 852,826,291
2019	Q4	Approval	\$ 257,217,635	\$ 317,821,273	\$ 50,193,040	\$ 177,995,855	\$ 112,565,449	\$ 915,793,251
2020	Q1	Approval	\$ 227,585,755	\$ 278,045,606	\$ 36,886,640	\$ 158,052,030	\$ 116,257,525	\$ 816,827,555
2020	Q2	Approval	\$ 243,982,870	\$ 271,219,906	\$ 32,279,225	\$ 138,890,490	\$ 152,772,085	\$ 839,144,575
2019	Q1	Denial	\$ 23,421,820	\$ 21,880,833	\$ 788,245	\$ 16,272,700	\$ 20,625,460	\$ 82,989,058
2019	Q2	Denial	\$ 26,119,895	\$ 26,506,788	\$ 682,820	\$ 17,545,780	\$ 21,230,925	\$ 92,086,208
2019	Q3	Denial	\$ 29,290,840	\$ 42,131,058	\$ 627,495	\$ 18,783,410	\$ 27,822,620	\$ 118,655,423
2019	Q4	Denial	\$ 36,737,380	\$ 35,757,003	\$ 641,135	\$ 19,189,340	\$ 24,045,550	\$ 116,370,408
2020	Q1	Denial	\$ 30,745,465	\$ 38,080,834	\$ 547,870	\$ 17,043,135	\$ 29,712,245	\$ 116,129,549
2020	Q2	Denial	\$ 37,132,180	\$ 37,990,874	\$ 626,370	\$ 19,845,710	\$ 26,194,210	\$ 121,789,344
2019	Q1	Adjudication	\$ 221,282,995	\$ 214,336,880	\$ 46,563,430	\$ 147,754,680	\$ 104,539,114	\$ 734,477,099
2019	Q2	Adjudication	\$ 261,549,705	\$ 282,133,870	\$ 49,208,575	\$ 161,276,650	\$ 122,456,024	\$ 876,624,824
2019	Q3	Adjudication	\$ 271,210,480	\$ 319,353,015	\$ 50,499,905	\$ 181,237,155	\$ 149,181,159	\$ 971,481,714
2019	Q4	Adjudication	\$ 293,955,015	\$ 353,578,275	\$ 50,834,175	\$ 197,185,195	\$ 136,610,999	\$ 1,032,163,659
2020	Q1	Adjudication	\$ 258,331,220	\$ 316,126,439	\$ 37,434,510	\$ 175,095,165	\$ 145,969,770	\$ 932,957,104
2020	Q2	Adjudication	\$ 281,115,050	\$ 309,210,779	\$ 32,905,595	\$ 158,736,200	\$ 178,966,295	\$ 960,933,919
2019	Q1	Pending	\$ 1,444,412,905	\$ 629,032,025	\$ 24,313,900	\$ 519,792,975	\$ 349,703,690	\$ 2,967,255,495
2019	Q2	Pending	\$ 1,403,639,650	\$ 630,541,315	\$ 26,152,400	\$ 508,081,495	\$ 393,710,245	\$ 2,962,125,105
2019	Q3	Pending	\$ 1,391,531,420	\$ 676,430,615	\$ 24,520,380	\$ 488,651,655	\$ 403,409,830	\$ 2,984,543,900
2019	Q4	Pending	\$ 1,382,891,385	\$ 622,992,505	\$ 19,840,335	\$ 465,450,455	\$ 422,543,930	\$ 2,913,718,610
2020	Q1	Pending	\$ 1,406,444,570	\$ 626,813,840	\$ 18,822,295	\$ 472,449,105	\$ 434,622,125	\$ 2,959,151,935
2020	Q2	Pending	\$ 1,356,023,735	\$ 632,684,170	\$ 25,517,405	\$ 492,650,705	\$ 429,791,370	\$ 2,936,667,385

* Note: No filing fee for Form I-765 and Form I-131 under certain conditions. See Exhibit C for author's adjustments for calculating filing fees for the "employment-base" and "other" categories.

Data Source: Author's Calculation based on Table A1 and Table B2
Prepared by: IIUSA



Table B2: Filing Fees

Category	Form	Form Name	Filing Fee
Family-Based			
	I-129F	Petition for Alien Fiancé(e)	\$ 535
	I-130	Petition for Alien Relative	\$ 535
	I-485*	Application to Register Permanent Residence or Adjust Status (Family)	\$ 1,140
	I-600	Petition to Classify Orphan as an Immediate Relative	\$ 775
	I-601A	Application for Provisional Unlawful Presence Waiver	\$ 630
	I-751	Petition to Remove Conditions on Residence	\$ 595
	I-800	Petition to Classify Convention Adoptee as an Immediate Relative	\$ 775
Employment-Based			
	I-129	Petition for a Nonimmigrant Worker	\$ 535
	I-140	Immigrant Petition for Alien Workers	\$ 700
	I-485*	Application to Register Permanent Residence or Adjust Status (Employment)	\$ 1,140
	I-526	Immigrant Petition by Alien Investor	\$ 3,675
	I-765**	Application for Employment Authorization	\$ 410
	I-829	Petition by Investor to Remove Conditions on Permanent Resident Status	\$ 3,750
	I-924	Application For Regional Center Designation Under the Immigrant Investor Program	\$ 17,795
	I-924A	Annual Certification of Regional Center	\$ 3,035
Humanitarian			
	I-485*	Application to Register Permanent Residence or Adjust Status (Asylum)	\$ -
	I-485*	Application to Register Permanent Residence or Adjust Status (Refugee)	\$ -
	I-485*	Application to Register Permanent Residence or Adjust Status (Indo-Chinese)	\$ -
	I-485*	Application to Register Permanent Residence or Adjust Status (Cuban)	\$ -
	I-589	Application for Asylum and for Withholding of Removal	\$ -
	Legalization****	Legalization/ SAW	
	I-730	Refugee/Asylee Relative Petition	\$ -
	I-817	Application for Family Unity Benefits	\$ 600
	I-821	Application for Temporary Protected Status	\$ 50
	I-821D	Consideration of Deferred Action for Childhood Arrivals	\$ 495
	I-867****	Record of Sworn Statement in Proceedings under Section 235(b)(1) of the Act (Credible Fear)	
	I-881	App. for Susp. of Deport. or Spec. Rule Cancel. of Remove. (Sect. 203 of Public Law 105-100 (NACARA))	\$ 285
	I-899****	Record of Determination/Reasonable Fear Worksheet	
	I-914	Application for T Nonimmigrant Status	\$ -
	I-918	Petition for U Nonimmigrant Status	\$ -
	I-929	Petition for Qualifying Family Member of a U-1 Nonimmigrant	\$ 230
Citizenship and Nationality			
	N-300	Application to File Declaration of Intention	\$ 270
	N-336	Req. for a Hearing on a Decision in Natz. Proceedings (Under Sect. 336 of the INA)	\$ 700
	N-400	Application for Naturalization (Military)	\$ -
	N-400	Application for Naturalization	\$ 640
	N-470	Application to Preserve Residence for Naturalization Purposes	\$ 355
	N-565	Application for Replacement Naturalization/Citizenship Document	\$ 555
	N-600	Application for Certificate of Citizenship	\$ 1,170
	N-644	Application for Posthumous Citizenship	\$ -
	N-648	Medical Certification for Disability Exceptions	\$ -
Other			
	I-90	Application to Replace Permanent Resident Card	\$ 455
	I-102	Application for Replacement/Initial Nonimmigrant Arrival-Departure Document	\$ 445
	I-131***	Application for Travel Document	\$ 575
	I-131***	Application for Travel Document (Advance Parole)	\$ 575
	I-131***	Application for Travel Document (Parole-in-Place)	\$ 575
	I-193	Application for Waiver of Passport and/or Visa	\$ 585
	I-360	Petition for Amerasian, Widow(er), or Special Immigrant	\$ 435
	I-485*	Application to Register Permanent Residence or Adjust Status (Other)	\$ 1,140
	I-539	Application To Extend/Change Nonimmigrant Status	\$ 370
	I-824	Application for Action on an Approved Application or Petition	\$ 465
	Waivers****	Waivers	
	I-290B	Notice of Appeal or Motion	\$ 675

Notes:

* Filing fee of an I-485 application is usually \$1,140, except that: 1) the filing fee is \$750 for anyone who is under 14 and filing with the I-485 application of at least one parent, or 2) filing fee is \$0 if filing Form I-485 is based on having been admitted to the U.S. as a refugee

** No filing fee is required if the applicant is filing Form I-765 along with Form I-485, or has a pending Form I-485 application on file.

*** Filing fee of Form I-131 varies from \$105 to \$575 depending on the age of the applicant and the type of the application. No filing fee for Form I-131 if the applicant: 1) is filing Form I-131 Application Type B or D; 2) is filing Form I-131 along with a Form I-485; or 3) has a pending Form I-485 application on file.

**** No data available

Data Source: <https://www.uscis.gov/archive/our-fees>

Prepared by: IIUSA



Exhibit C: Adjustments

According to USCIS,⁴ there is no filing fee for a Form I-765 and Form 131 application if the applicant:

- filed a Form I-485 with a fee on/after July 30, 2007; and
- has a Form I-485 application that is still pending.

Since Form I-765 applications account for a relatively high volume of employment-based cases and Form I-131 applications represent a good portion of total cases under the “other” category, adjustments are required to exclude Form I-765 and Form 131 cases with no filing fees from our calculation of USCIS’ revenue streams from filing fees.

Specifically, the numbers of Form I-765 cases that were filed or adjudicated under category C09 and C09P listed on *Form I-765 Application for Employment Authorization All Receipts, Approvals, Denials Grouped by Eligibility Category and Filing Type* were excluded from the calculation of filing fees for the employment-based category.⁵ In addition, since USCIS did not publish any data on Form I-131 by application type, we used the numbers of Form I-765 applications under the C09P category as a proxy of the number of Form I-131 with no filing fee, assuming an applicant who files a Form I-765 under C09P is likely to file a Form I-131 at the same time. Our assumption may result in an overestimate of the number of Form I-131 cases with no filing fees, hence a conservative estimate on the revenues collected from Form I-131 cases.

In addition, USCIS have not yet published any data on *Form I-765 Application for Employment Authorization All Receipts, Approvals, Denials Grouped by Eligibility Category and Filing Type* for FY2020. We used the average percentages of C09 and C09P cases in total Form I-765 cases in FY2018 and FY2019 to approximate the number of Form I-765 cases under the C09 and C09P categories in the first half of FY2020 and the number of Form I-131 cases with no filing fees in Q1 and Q2 FY2020. See Table C1 for our results.

⁴ Instructions for Form I-765 (PDF, 389.63 KB), USCIS; I-131, Application for Travel Document <https://www.uscis.gov/i-131>

⁵ USCIS Form I-765 Application for Employment Authorization All Receipts, Approvals, Denials Grouped by Eligibility Category and Filing Type (FY2018 & FY2019). https://www.uscis.gov/sites/default/files/document/data/I-765_Application_for_Employment_FY03-19.pdf. Accessed on July 27, 2020.

Table C1: Form I-765 Application for Employment Authorization All Receipts, Approvals, Denials Grouped by Eligibility Category and Filing Type

FY	EAD Eligibility Category	EAD Category Description	Total Received	% of Total	Total Approved	% of Total	Total Denied	% of Total
2020*	Grand Total (Q1+Q2)		1,043,323	100%	959,482	100%	115,769	100%
	C09 (Estimates)	FILED I-485, APPL FOR ADJSTMNT/SEC 245	198,231	19%	114,839	12%	62,379	54%
	C09P (Estimates)	APPL FOR ADJSTMNT/SEC245/ADVANCE PAROLE	125,199	12%	118,417	12%	2,074	2%
2019	Grand Total		2,189,374	100%	1,888,395	100%	247,067	100%
	C09	FILED I-485, APPL FOR ADJSTMNT/SEC 245	420,029	19%	205,370	11%	150,861	61%
	C09P	APPL FOR ADJSTMNT/SEC245/ADVANCE PAROLE	188,397	9%	231,235	12%	3,992	2%
2018	Grand Total		2,140,758	100%	1,969,657	100%	172,732	100%
	C09	FILED I-485, APPL FOR ADJSTMNT/SEC 245	385,009	18%	257,283	13%	80,673	47%
	C09P	APPL FOR ADJSTMNT/SEC245/ADVANCE PAROLE	260,098	12%	244,994	12%	3,398	2%

* 2020 data constitute the grand total as reported on All USCIS Application and Petition Form Types (Fiscal Year 2020, 2nd Quarter, Jan. 1-March 31, 2020) and author's estimates on C09 and C09P based on the average volumes in FY2018 and FY2019

Data Source: All USCIS Application and Petition Form Types (FY2018 - FY2020, Q2); Form I-765 Application for Employment Authorization All Receipts, Approvals, Denials Grouped by Eligibility Category and Filing Type(FY2018 - FY2019)

Prepared by: IIUSA

