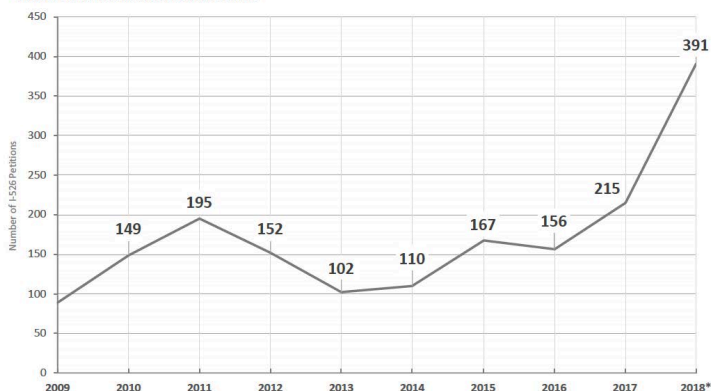


EB-5 IN SOUTH KOREA: WHAT THE DATA IS TELLING US

Number of I-526 Petitions Filed by Korean EB-5 Investors (FY2009 - FY2018*)

*FY2018 statistics are based on IIUSA's estimates



Source: U.S. Citizenship and Immigration Services (USCIS). Prepared by: IIUSA

Investors from South Korea contributed more than \$178 million in capital investment through the EB-5 Program in FY2018.

Thanks to the continued growth of the EB-5 market in South Korea, the estimated amount of EB-5 capital investment from the Korean market jumped to \$178 million in FY2018, the highest level since the inception of the EB-5 Program.

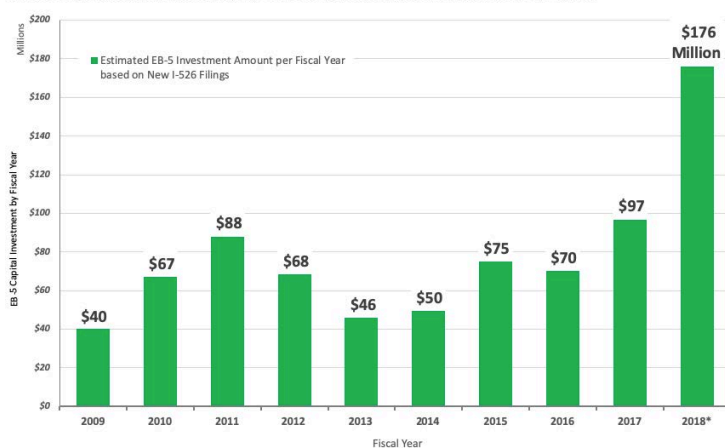
Over 390 Korean investors applied for the EB-5 Program in Fiscal Year (FY) 2018, a growth of 82% year-over-year.

IIUSA estimated that approximately 391 EB-5 investors from South Korea filed their I-526 petition in FY2018 (October 1st, 2017 - September 30th, 2018).

With an 82% year-over-year increase in I-526 filing, South Korea accounted for nearly 10% of the market shares of the total EB-5 applications (in terms of I-526 filings) among all countries other than China in FY2018.

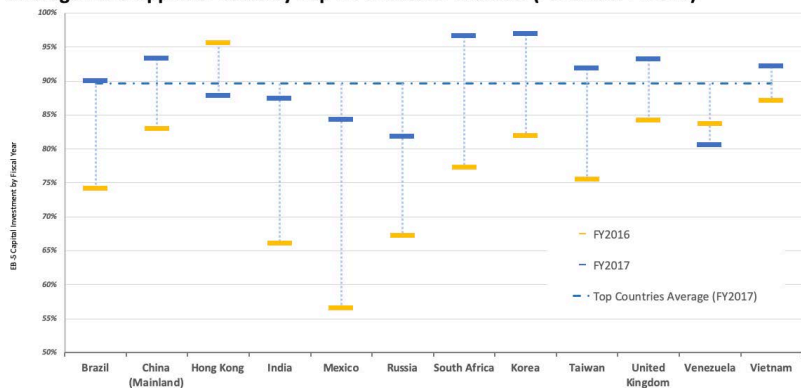
Estimated New EB-5 Capital Investment from South Korean Investors (FY2009 - 2018)

Note: EB-5 capital investment is estimated by \$500,000 per I-526 petition filed by Korean investor with 90% approval rate.



Data Source: U.S. Citizenship and Immigration Services (USCIS). Prepared by: IIUSA

Average I-526 Approval Rates by Top EB-5 Investor Markets (FY2016 & FY2017)



Data Source: U.S. Citizenship and Immigration Services (USCIS). Prepared by: IIUSA

Korean EB-5 investors saw an average approval rate of 97% in FY2017.

According to U.S. Citizenship and Immigration Services (USCIS), the average approval rate of EB-5 petitions (Form I-526) for Korean investors was 97% in FY2017, the highest approval rate among the largest EB-5 investor markets.

In addition, the data indicated that the approval rate of Korean petitioners increased by 15% in FY2017 from FY2016